

FY 2020-2024 CDBG CAPITAL IMPROVEMENT PLAN



JUNE 2020

Clark County Social Service—Community Resources Management

CLARK COUNTY

COMMUNITY DEVELOPMENT BLOCK GRANT
URBAN COUNTY CONSORTIUM

FIVE-YEAR CAPITAL IMPROVEMENT PLAN

PRE-AWARD APPROVAL REQUEST

FY 2020-2024



CDBG FIVE-YEAR CAPITAL IMPROVEMENT PLAN
TABLE OF CONTENTS

Item	Page #
Pre-Award Approval Letter	Foreword
Letter of Transmittal	9
Introduction.....	12
Pre-Award Approval Project Listing	19
 Exhibits	
A: First, Second, Third and Fourth Five-Year CDBG Capital Improvement Plans 2000-2019....	20
B: Public Notices, Board Agenda Items, Outreach Record	22
C: CDBG Eligible Areas and Project Maps.....	43
D: Jewish Family Services Agency (JFSA): JFSA Building Enhancement	69
E: Family Promise of Las Vegas: Family Navigation Center	73
F: Clark County Parks & Recreation: Parkdale Park Basketball/Pool Renovation	77
G: Clark County Parks & Recreation: Laughlin Multigenerational Center.....	81
H: Clark County Dept. of Juvenile Justice : Sunrise Multi-Generational Center.....	84
I: Bridge Counseling Associates, Inc.: Adult Transitional Housing and Youth Residential Treatment Project.....	88
J: Accessible Space, Inc.: Hastings House Capital Improvements	93
K: St. Jude’s Ranch for Children: Healing Center.....	98
L: Nevada Health Centers: Expansion of Martin Luther King Health Center.....	102
M: Nevada Partnership for Homeless Youth (NPHY) Outreach, Volunteer, and Operations (OVO) Center.....	107
N: Nevada Partners, Inc.: Youth Empowerment Center.....	112
N: The Culinary Academy of LV: Hospitality Workforce Expansion	113
O: Lutheran Social Services of NV: JOURNEY Senior Services Center	118
P: Safe Nest: Temporary Assistance for Domestic Crisis, Inc.: Trauma Triage and Shelter	122
Q: City of Boulder City: Construction of the Healing Center	125
R: City of Boulder City: Senior Center Building Rehabilitation.....	129
S: City of Mesquite: Mesquite Fire Station #3 Improvements	131
T: City of Mesquite: Mesquite Senior Center Improvements.....	133

U: City of Mesquite: Mesquite Park Improvements136
V: City of Mesquite: Mesquite City-wide Capital Improvements.....140
W: City of Mesquite: Mesquite Recreation Center Energy Efficiency Upgrades143

Appendix

A: Area Benefit Calculation: Nevada Health Centers – Expansion of Martin Luther King Health Center146



U.S. Department of Housing and Urban Development
 San Francisco Regional Office – Region IX
 One Sansome Street, Suite 1200
 San Francisco, California 94104-4430
 www.hud.gov
 espanol.hud.gov

June 30, 2020

Ms. Kristin Cooper
 Manager
 Community Resources Management
 Clark County Social Service
 1600 Pinto Lane, 2nd Floor
 Las Vegas, NV 89106

Dear Ms. Cooper:

**SUBJECT: Community Development Block Grant Program
 Request for Exception of Pre-Award Costs
 2020 -2024 Capital Improvement Plan**

This letter is written in response to Clark County, Nevada’s request for an exception to the Community Development Block Grant (CDBG) program regulations at 24 CFR 570.200(h)(1)(v) and (vi), regarding pre-award costs. The county submitted this request to quickly implement its Fiscal Year 2020 – 2024 Capital Improvement Plan (CIP) with participating urban county communities, Boulder City and Mesquite. This exception is being sought because the county plans to use CDBG funds to reimburse itself and participating cities for eligible costs incurred prior to HUD’s annual award of CDBG funding over the five-year period of the CIP, and the amount of pre-incurred expenses is estimated to exceed 25 percent of the urban county annual CDBG grant allocation or \$300,000.

Clark County has proven its ability to oversee the completion of capital improvement projects identified in prior 5-year capital improvement strategies, funded through earlier HUD-approved 5-year Consolidated Plans. This most recent CIP sent to HUD represents the fifth such plan prepared by the Clark County, Boulder City and Mesquite. The County is requesting pre-award approval for the projects listed in the table below.

Clark County Activities	Project Description	Amount
St. Jude's Ranch for Children	Healing Center	\$3,000,000
Nevada Partnership for Homeless Youth	NPHY Outreach, Volunteer, and Operations (OVO) Center	\$893,275
Accessible Space, Inc	Hastings House Capital Improvements	\$400,000
Clark County Parks & Recreation	Parkdale Park Basketball/Pool Renovation	\$476,913
Nevada Health Centers	Expansion of Nevada Health Centers' Martin Luther King Health Center	\$1,489,037
Lutheran Social Services of Nevada	JOURNEY Senior Services Center	\$1,784,377
Bridge Counseling Associates, Inc.	Bridge Adult Transitional Housing and Youth Residential Treatment Project	\$4,242,019
Jewish Family Services Agency	JFSA Building Enhancement	\$2,199,926
Family Promise of Las Vegas	The Family Promise of Las Vegas Family Navigation Center	\$4,300,000

Clark County Parks & Recreation	Laughlin Multigenerational Center	\$3,970,473
Nevada Partners, Inc.	Youth Empowerment Center	\$2,500,000
Culinary Academy of Las Vegas	Hospitality Workforce Expansion	\$1,262,534
Clark County Dept. of Juvenile Justice	Sunrise Multi-Generational Community Center	\$3,243,980
Total		<i>\$29,762,534</i>
Boulder City Activities	Project Description	Amount
St. Jude's Ranch for Children	Healing Center	\$695,120
City of Boulder City	Boulder City Senior Center Building Rehabilitation	\$150,000
Total		<i>\$845,120</i>
Mesquite Activities	Project Description	Amount
City of Mesquite	Fire Station #3 Energy Efficiency Improvements	\$100,000
City of Mesquite	Mesquite Senior Center Improvements	\$75,000
City of Mesquite	Mesquite Recreation Center Energy Efficiency Improvements	\$170,000
City of Mesquite	Public Facility ADA Upgrades	\$35,000
City of Mesquite	Trail System Shade Structure Upgrades	\$95,000
City of Mesquite	Hafen Lane Park Improvements	\$500,000
City of Mesquite	Mesquite Recreation Center Field Improvements	\$231,589
Total		<i>\$1,206,589</i>
5 Year Grant Total		\$31,814,243

The county provided detailed information for each proposed project, including 1) project descriptions, 2) estimated costs, and 3) CDBG national objective determination. The county also submitted evidence of community input and sufficient public notification of its 2020-2024 CIP. The county has informed HUD that these activities will be included in the Clark County 2020-2024 Consolidated Plan which is expected to be submitted to HUD in July 2020. Finally, the county indicated that construction contracts will not be awarded for the listed activities until HUD has granted the pre-award exception and provided the Authorization to Use Grant Funds for individual activities.

The regulations found at 24 CFR 570.200(h)(2) provide that “HUD may authorize payment of pre-award costs for activities that do not meet the criteria at paragraph (h)(1)(v) or (h)(1)(vi) of this section, if HUD determines, in writing, that there is good cause for granting an exception.” In particular, the regulations at 24 CFR 570.200(h)(2)(i) allow HUD to provide an exception when “granting the authority would result in a significant contribution to the goals and purposes of the CDBG program”. The Department has determined that this exception is warranted to allow the county to respond quickly to the current needs of its low- and moderate-income residents and support the local economy and services network during the current pandemic.

Therefore, subject to the requirements described below, an exception is granted on the limitations to pre-agreement costs at 24 CFR 570.200(h)(1)(v) and (vi). The county may use FY

2020-2024 CDBG funds to reimburse itself and participating cities for eligible costs for the approved CIP projects listed above. As a result of granting this exception, the county is reminded of the following requirements and considerations:

1. All projects previously approved under the county's FY 2015-2019 pre-award that are not yet completed must be reimbursed only from its FY 2015-2019 CDBG funds.
2. The projects listed above must be included in Clark County's 2020-2024 Consolidated Plan, and the projects and amount of funds being reimbursed must be included in the county's annual action plans for the same period.
3. Reimbursement is contingent upon the availability of CDBG funds and the effect of the activities complying with the statutory and regulatory provisions in effect at the time of the award HUD's award of FY 2020-2024 CDBG grants.
4. All CDBG program requirements must be met in the planning and construction phases of the projects, including Labor Compliance, environmental review, and clearance procedures, and
5. Any changes are subject to the County's Citizen Participation Plan

The Department appreciates the actions taken by Clark County and the participating cities to develop a comprehensive 5-year strategy to identify and implement capital improvement projects that will benefit low- and moderate-income residents. If you have any questions or require additional information, please contact Ms. Johnson, Senior Community Planning and Development Representative, at 415-489-6594 or via e-mail at Kimberly.D.Johnson@hud.gov.

Sincerely,

Kimberly Nash
Director, Community Planning
and Development Division



Department of Social Service

1600 Pinto Lane • Las Vegas NV 89106
(702) 455-4270 • Fax (702) 455-5950

Timothy Burch, Administrator

Kristin Cooper, Assistant Director • Randy Reinoso, Assistant Director

Ms. Kimberly Nash
CPD Director
US Dept. of Housing & Urban Development
San Francisco Regional Office
One Sansome Street, Suite 1200
San Francisco, CA 94104-4430

Dear Ms. Nash:

The purpose of this letter is to officially transmit to the United States Department of Housing and Urban Development (HUD), Clark County's Fourth Five-Year Community Development Block Grant Capital Improvement Plan for the period covering Fiscal Years 2020-2024. As part of this transmittal, Clark County, in keeping with the protocol followed since our first submission, is officially requesting a waiver of the Community Development Block Grant (CDBG) program regulations at CFR 540.200 (h) (2) on pre-award costs.

With HUD's approval and authorization, Clark County and its participating cities/nonprofit partners will provide advance county/private funds to implement the attached locally approved list of projects, for which we will subsequently request cost reimbursement from HUD upon the receipt of our future annual CDBG grants for Fiscal Years 2020-2024. In making this Pre-Award Approval Request, we acknowledge that we will be "proceeding at our own risk", as there is no guarantee that the United States Congress will continue to appropriate funding for this CDBG program in the future. On the basis of a well-developed plan, we are willing to assume this risk. We deem that these important community projects must be completed. We also know that the Community Development Block Grant (CDBG) program is one of the more successful programs administered by HUD and that Congress, in recognition of its national success in providing improved services and facilities for the low and moderate income, has consistently funded this federal grant program since the program's inception in 1975.

This pre-award approval process is nothing new to either HUD or to the Clark County Urban County CDBG Consortium. Beginning in the mid-1990s, the Clark County Board of Commissioners authorized County staff to request pre-award funding approval from HUD for such projects as the Cambridge Community Center, the Cambridge Recreation Center, the Windsor Park Voluntary Relocation Program, and the Walnut Recreation Center. These pre-award funding requests entailed the pre-commitment of the future federal CDBG funds for a project, with the County then committing to make its own funds available in advance of the receipt of the future federal grants. Provided that the project was implemented pursuant to all the federal requirements (i.e. Davis-Bacon, environmental reviews, written agreements, etc.), the County could then submit those costs for subsequent federal reimbursement upon the actual receipt of those future federal grant awards.

On April 20, 1999, the Board of Commissioners moved beyond requesting approval of individual projects and instead authorized staff to proceed on a five-year Community Development Block Grant Capital Improvement Plan for Fiscal Years 2000-2004. This was a major innovative step forward. With HUD approval, County staff was able to move its planning and implementation efforts beyond the single year HUD Annual Action Plan, and instead focus on a five year period commensurate with the HUD Consolidated Plan.

BOARD OF COUNTY COMMISSIONERS
MARILYN KIRKPATRICK Chair, LAWRENCE WEEKLY Vice Chair
TICK SEGERBLOM · JUSTIN JONES · LARRY BROWN · JAMES B GIBSON · MICHAEL NAFT
YOLANDA KING, County Manager

Combined with the pre-award funding mechanism, this enabled the County to design and construct a variety of large capital improvements several years ahead of the actual receipt of the federal grants. Based on this success, the Cities of Mesquite and Boulder City, two of our sub-recipient cities, also subsequently requested pre-award approval for projects serving their communities.

Using this federal Pre-Award Approval mechanism in the four previous five-year CDBG Capital Improvement Plans, for FY 2000-2004, FY 2005-2009 2010-2014 and 2015-2019, Clark County has completed a remarkable series of critical investments in low and moderate income areas in the Las Vegas Valley. The list of completed capital projects qualifying as projects of community significance is impressive and includes newly constructed public facilities including parks, recreation centers, community centers and senior centers. We have also made substantial investments in aging parks and recreational infrastructure to ensure their ongoing availability to our low-income neighborhoods. Additionally, this process has provided significant investments in community projects to enable the delivery of new or expanded services and to provide for long-term investment in building the capacity of our nonprofit partners. A listing of completed projects is provided in Exhibit A.

Premised upon this consistent track record of producing significant community projects, we believe that this request for Pre-Award Approval of our proposed fifth Five-Year Capital Plan is both reasonable and warranted as (1) we have new data on community need (from FY 2020 LMISD by Grantee - Summarized Block Group Data, 2010-2015 American Community); (2) we see no point in delaying the execution of our future CDBG projects when the need continues to be so evident; and (3) as the devastating impact of the recent recession lingers, the sooner we can begin construction on these new facilities, the better for our local economy.

Planning for this fifth-year, five-year plan (FY 2020-2024), began over a year ago. The process has included extensive outreach and dialogue with the public and community partners, a publicly solicited request for proposals, citizen review, evaluation and recommendation, a Public Hearing and approval by the Clark County Board of Commissioners.

We would thus officially transmit this document to your office and request a waiver so that Clark County and our participating entities can proceed as soon as feasible in the implementation of this next five-year CDBG Capital Improvement Plan for FY 2020-2024. As discussed above, Clark County and our participating Cities/nonprofit partners would envision advancing the necessary design and construction funds to some of these prior approved projects, and then to request project reimbursement from our subsequent annual CDBG grants as they are received for this same time period.

We would appreciate your immediate review and a written response to this waiver request to be sent no later than April 15th, 2020, so that these projects can be incorporated into our forthcoming HUD consolidated planning process and to move forward to construction as quickly as possible. As you know, to comply with HUD requirements pursuant to this pre-award request, we must first secure, before the award of the construction contract: (1) the receipt of the signed Authority to Use Grant Funds (Form HUD-7015.16) detailing that we have completed our environmental review responsibilities, and (2) a letter from HUD approving our Pre-Award request. We have already begun planning the environmental review process for these projects, and we will still need this Pre-Award Approval letter to be able to proceed in confidence that these projects will be HUD approved.

Clark County is ready to go and anxious to get started, and we would thus request your immediate assistance in expediting this Pre-Award Approval letter request. With HUD's approval, we would then expect to begin immediately moving forward on multiple new projects. Upon the receipt of the future FY 2020 grant award and the receipt of the funds in the HUD IDIS system, Clark County will then make a multi-million dollar draw down to reflect all those costs incurred up to that point for new projects. Combined with draws for the two projects from the current Plan that we anticipate continuing into the first quarter of FY20, this will give us a good start in meeting our HUD expenditure requirements.

Our goal is to aggressively pursue the completion of all the projects on this Pre-Award Approval CDBG project list. To "prime the pump", the Clark County Board of County Commissioners have already committed County funds to all of the County projects in the proposed plan. In approving a line of credit of approximately \$12 million dollars, the County has ensured the initial construction advances for these projects and paved the way for us to move forward to rapidly construct these facilities and drawdown our CDBG funds.

We are excited about moving forward on the implementation of this CDBG Capital Improvement Plan for FY 2020-2024. We are particularly eager to begin developing a pipeline of new construction projects that will translate into much needed jobs in the community. Your prompt approval of this CDBG Capital Improvement Plan and Pre-Award Approval Request will thus give us the "green light" to get these proposed new CDBG projects underway. We were very successful with our previous CDBG Capital Improvement Plans, and we see no reason why this cannot happen once again.

Please let me know if you have any questions on this request or need further assistance. Contained in this document is further project specific information for those facilities included on this Pre-Award Approval list, their proposed budget, CDBG eligibility assessments, anticipated community impact, as well as our extensive citizen participation record detailing the many significant outreach efforts which were undertaken as a precursor to the development of this fourth Five-Year CDBG Capital Improvement Plan for FY 2020-2024. As you can see, we are ready to go and look once again to HUD to be our federal partner in helping to make good things happen here in Southern Nevada of benefit to our low and moderate income residents

Sincerely,



Kristin Cooper
Assistant Director

cc: Board of County Commissioners
Yolanda King
Kevin Schiller
Timothy Burch
Deanna Judkins
Jasmine Carr
Kimberly Johnson

CLARK COUNTY, NEVADA
URBAN COUNTY CONSORTIUM
COMMUNITY DEVELOPMENT BLOCK GRANT
FIVE YEAR CAPITAL IMPROVEMENT PLAN
PRE-AWARD APPROVAL REQUEST
FY 2020-2024

Introduction

The attached five-year CDBG Capital Improvement Plan for FY 2020-2024 represents a targeted and focused planning effort by Clark County and its participating cities over the past twelve months. The projects ultimately selected and included in this Pre-Award Approval Request reflect the outcome of a twelve-month planning process. As documented below and in Exhibit B Clark County and our participating cities have worked extensively to engage our citizens in the development of this plan. We went far beyond the federal requirements of simply publicizing the availability of these monies, holding the prerequisite public hearing to select the final projects, and publishing the final selection of such projects in the paper for further public comment.

This pre-award approval process is nothing new to either HUD or to the Clark County Urban County CDBG Consortium. Beginning in the mid-1990s, the Board of County Commissioners authorized County staff to request pre-award funding approval from HUD for such projects as the Cambridge Community Center, the Cambridge Recreation Center, the Windsor Park Voluntary Relocation Program, and the Walnut Recreation Center. This pre-award funding request entailed the pre-commitment of the future federal CDBG funds for a project, with the County then agreeing to make its own funds available in advance of the receipt of the future federal grants. Provided that the project was implemented pursuant to all the federal requirements (i.e. Davis-Bacon, environmental reviews, etc.), the County could then submit those costs for subsequent federal reimbursement upon the actual receipt of those future federal grants.

On April 20, 1999, the Board of Commissioners then moved beyond the approval of individual projects and instead authorized staff to proceed on a five-year Community Development Block Grant Capital Improvement Plan for Fiscal Years 2000-2004. This was a major innovative step forward. With HUD approval, County staff was able to move its planning and implementation efforts beyond the single year HUD Annual Action Plan, and instead focus on a five-year period commensurate with the HUD Consolidated Plan. Combined with the pre-award funding mechanism, this enabled the County to design and construct a variety of large capital improvements several years ahead of the actual receipt of the federal grants. Based on this success, the Cities of Mesquite and Boulder City, two of our sub-recipient cities, also subsequently requested pre-award approval for projects serving their communities. The City of North Las Vegas was originally part of our initial CDBG Consortium but chose to leave our Consortium when it reached entitlement eligible status.

The positive outcomes of this extended planning effort have been:

- Our citizen volunteers can now spend their time in a more focused manner in the development of a single five-year CDBG capital improvement plan rather than smaller annual plans, thereby resulting in a more efficient use of their valuable donated time;

- Our Urban County Program has been able to bring the approved capital facilities into service for our low and moderate income residents two or three years earlier than what would otherwise occur;
- Clark County and our participating cities have been able to focus staff and community resources on projects of larger community significance than what would presumably occur through the normal Annual Action Plan process which had only one-fifth the amount of financial resources of the larger five-year capital improvement plan; and
- The Clark County Urban County CDBG Program has a consistent pipeline of projects to fund, ensuring the timely expenditure of CDBG monies.

Outreach and Citizen Participation

Clark County

Planning for this fifth five-year plan (FY 2020-2024), began over a year ago. The process has included extensive outreach and dialogue with the public and community partners, a publicly solicited request for proposals, citizen review, evaluation and recommendation, a Public Hearing and approval by the Clark County Board of Commissioners. Clark County undertook a lengthy outreach process to ensure that all interested parties were able to apply for the CDBG CIP. Staff contacted community service agencies and county departments beginning in the spring of 2019 to begin discussing possible capital future projects. A technical assistance workshop to present the application process to interested parties and potential Capital Improvement Plan applicants was conducted on August 22, 2019. Staff subsequently met with several organizations on an individual basis to provide additional technical assistance. The CDBG CIP Application and associated materials was also made available on July 29, 2019 on-line via the web based ZoomGrants. The applications were provided to the Community Development Advisory Committee (CDAC) for review. CDAC received presentations from the applicants, participated in a bus trip to tour the proposed project locations, and then formulated recommendations for the Board of County Commissioners.

The CDAC is the primary conduit for citizen input into the Consolidated Plan as the members represent the community in all its diversity and interests. CDAC is advisory in nature. The purpose of the Committee is to provide citizen input into the CDBG, HOME and ESG planning and implementation activities. CDAC is responsible for making recommendations to the Board of County Commissioners regarding the selection of projects to be funded with CDBG monies. CDAC is composed of thirty-six (36) members of the community. The specific responsibilities of the three types of CDAC members are outlined below.

Each of the fourteen (14) Town Advisory Boards and five (5) Citizens' Advisory Councils is entitled to nominate one representative and one alternate, subject to appointment by the Board of County Commissioners. Members appointed to CDAC by the TABs and CACs primarily represent their respective unincorporated towns and unincorporated areas. They are responsible for ensuring that fellow TAB members and residents are kept apprised of CDBG activities, requirements, and timetables. They serve as a conduit for input from their respective towns and areas into the consolidated planning and implementation process.

The Boulder City, and Mesquite City Councils each appoint a representative and an alternate to the Committee. CDAC representatives from Boulder City and Mesquite serve primarily as non-voting liaisons for their respective cities.

The fourteen at-large representatives are responsible for ensuring that the needs of the low- and moderate-income families, elderly, handicapped, and minority populations are expressed and adequately reflected in Consolidated Plan activities. They also play a role in keeping County residents informed of program progress.

In addition to the public meetings held both at the CDAC and at the Board of County Commissioners, Clark County, through TDA Consulting, Inc., conducted a Southern Nevada Regional Analysis of Impediments to Fair Housing (RAI) which provides an update to the existing Regional Analysis of Impediments (AI) to Fair Housing Choice that was completed in 2015. Through the Community Development Block Grant program, Clark County is obligated to foster a genuinely free market in housing that is not distorted by housing discrimination. The RAI provides an updated and regional analysis of the housing market and the factors that influence housing choice. The Fair Housing Plan originally adopted with the 2015 AI will still be active and updated with the actions suggested in the 2020 RAI. The RAI examines the demographics and current policies that provide the backdrop for fair housing issues in southern Nevada. Data was collected from many sources, including the US Census Bureau, housing market analyses, academic research, HUD and local fair housing complaint registers, national crime reports, and stakeholder and focus group interviews which included a survey focused on community stakeholders, including philanthropists, service providers and community leaders, using a combination of internet-based surveys and live interactive group survey techniques. This combination of community participation provided extensive opportunities to gather public input which was vital in establishing the funding priorities in this Capital Improvement Plan.

During the Consolidated Plan process Clark County completed a community survey to inquire what the public felt were the highest priorities within the community below are the results:

Clark County Priorities	Percentage of respondents in support of an identified priority	Total number of respondents
Homeless Facilities	83%	45
Youth Centers	67%	37
Child Care	35%	19
Neighborhood Facilities	30%	16
Parks/Recreational	26%	14
Senior Centers	30%	16
Facilities for the Disabled	26%	14
Health Facilities	33%	18

Total respondents: 54

Boulder City

At its February 25, 2020 regular meeting, the City Council of Boulder City approved the proposed CDBG Capital Improvement Plan FY 2020-2024 Pre-Award Projects. Boulder City plans to use its funds for the rehabilitation of the Boulder City Senior Center Building, assisting St. Jude’s Ranch for Children to fund the new construction of a center providing specialized services of child victims of sex trafficking and public services, which are awarded funding annually.

Mesquite

Mesquite applied for and received approval of a fourth 5-Year CDBG Capital Improvement Pre-Award Program for FY 2020-2024. All funding for those years will be used for improvements to public facilities that are either located within CDBG eligible census tract areas or predominately serve low-to-moderate income residents. The Mesquite City Council approved the Five-Year Capital Improvement Plan on March 10, 2020.

Funding Estimates

In deriving the amount of funds potentially available for this CDBG Capital Improvement Program, we have used HUD’s 2019 CDBG allocation for Clark County. Assuming level funding of this \$8,043,928 grant, a five-year extension would be approximately \$40,219,640. Removing the estimated administration/fair housing funding of \$8,043,928 from the total, we are left with \$32,175,712 to develop the overall Capital Plan. Of this amount, an estimated \$2,413,180 will be shared by Boulder City and Mesquite to support their respective Capital Plans and projects. The remaining balance of \$29,769,534 represents Clark County’s estimate of available funds to develop its CDBG CIP. The tables below illustrate the estimates.

Clark County FY 2020-2024
Estimated CDBG Funding

FY 2020 Estimated Allocation	\$8,043,928
FY 2021 Estimated Allocation	\$8,043,928
FY 2022 Estimated Allocation	\$8,043,928
FY 2023 Estimated Allocation	\$8,043,928
FY 2024 Estimated Allocation	\$8,043,928
Estimated CDBG Total	\$40,219,640
Administration/Fair Housing (20%)	\$8,043,928
Boulder City/Mesquite (3% each)	\$2,413,180
Estimated Available Clark County Capital Funding	\$29,769,534

The Boulder City and Mesquite CDBG estimated funding amounts for the FY 2020-2024 Capital Improvement Plan are outlined below:

Boulder City FY 2020-2024
Estimated CDBG Funding

FY 2020 Estimated Allocation	\$241,318
FY 2021 Estimated Allocation	\$241,318
FY 2022 Estimated Allocation	\$241,318
FY 2023 Estimated Allocation	\$241,318
FY 2024 Estimated Allocation	\$241,318
Estimated CDBG Total	\$1,206,590

Mesquite FY 2020-2024
Estimated CDBG Funding

FY 2020 Estimated Allocation	\$241,318
FY 2022 Estimated Allocation	\$241,318
FY 2023 Estimated Allocation	\$241,318
FY 2024 Estimated Allocation	\$241,318
FY 2025 Estimated Allocation	\$241,318
Estimated CDBG Total	\$1,206,509

Based on the tables above, we felt comfortable planning a capital improvement effort that would pre-commit approximately \$29.7 million from the County’s potential future CDBG funds, \$1,025,509¹ from the City of Boulder City’s share and \$1,206,509 from the Mesquite share against our potential \$40.2 million in future CDBG funds for the same time period.

In deciding on the projects to fund, all parties involved were clearly mindful that this Community Development Block Grant is a federal anti-poverty program targeted to serve the low and moderate income. Attached as Exhibit C are maps showing the low- and moderate-income areas in the Las Vegas Valley per the Summarized Block Group Data, 2010-2015 American Community Survey, and we have placed on these maps the physical locations of these proposed CDBG facilities. As you can see from these maps, the Clark County Board of Commissioners has clearly focused this federal anti-poverty resource toward the development of facilities designed to provide improved services for our low- and moderate-income residents.

Page 8 identifies the list of capital projects chosen by the affected governmental entities for incorporation into this FY 2020-2024 CDBG Capital Improvement Plan. Further project specific information is then included in their attached exhibit section under the paragraph heading: Project Description, Project Readiness to Proceed, Community Development Block Grant Eligibility Assessment, Project Budget, and Project Outcomes.

¹ Boulder City uses a portion of its CDBG funds toward Public Service.

Pre-Award Request

We believe that this five-year capital improvement plan pre-award approval request is warranted, and pursuant to 570.200 (h) (2), that HUD may authorize payment of pre-award costs if HUD determines, in writing, that there is a good cause for granting an exception upon consideration of the following factors:

- (i) “Whether granting authority would result in a significant contribution to the goals and purposes of the CDBG program,” – Clearly, providing improved services to eligible low- and moderate-income residents in an expedited manner meets that objective.
- (ii) “Whether failure to grant authority would result in undue hardship to the recipient or beneficiaries of the activity.” - Waiting only delays our ability to serve the low and moderate income who are already petitioning for improved services, and presumably the costs of providing such services are bound to increase due to inflationary construction cost increases over time.
- (iii) “Whether granting authority would not result in violation of a statutory provision or any other regulatory provision.” – We clearly understand that HUD approval of this pre-award request would require Clark County and our partners to comply with all the applicable federal implementation requirements, which would include environmental review, Davis Bacon, written agreements, etc., in using County or other monies in advance of their reimbursement from future grants. In that the proposed facilities are an eligible use for federal CDBG monies and would serve an eligible low and moderate-income population, we believe that this request does not violate any statutory provision for the use of these federal monies.
- (iv) “Whether circumstances are clearly beyond the recipient’s control; or” – Clark County has many requests for the use of its General Fund revenues. Knowing that these County monies will shortly be reimbursed with federal grant funds will enable us to provide a short-term inter-fund loan, as the County will be able to expedite the development of critically needed capital improvements which it otherwise would not be able to do.
- (v) “Any other relevant considerations” – Time is of the essence. A significant number of projects included in this capital improvement plan reflect projects that have been underway conceptually for a number of years. The existence of prior building plans and existing land commitments demonstrate that local government and our nonprofit partners are serious about proceeding on these projects, and “but for availability of financing”, are ready to proceed. Additionally, the potential economic benefit of creating new construction jobs through these CDBG capital projects in this post-recession recovery period offers some welcome relief to our local economy.

Finally, as a critical component of this fourth five-year CDBG Capital Improvement Plan for FY 2020-2024, Clark County would again ask HUD for a measure of financial and programmatic flexibility. Specifically, while we have identified the specific projects and their amounts leading up to this grant total for incorporation into this “Pre-Award Approval Project Listing” for this five-year period, we would ask to be allowed to incorporate into our subsequent Annual Action Plans only those project costs for which we will

then actually be seeking cost reimbursement from that particular future grant award. This flexibility was approved for the current CDBG CIP and has proven to be effective and efficient.

Unlike our first CDBG Capital Improvement Plan for FY 2000-2004 where we specifically delineated in advance our project reimbursement schedule for each project per each CDBG grant year, we have found that an “actual cost reimbursement” approach is superior to predefining now a future draw down reimbursement schedule amount that may not reflect actual conditions. Approval of this actual “cost reimbursement approach” is strongly recommended as:

- (1) It will reflect actual condition over time, in turn creating more program flexibility to respond to changed circumstances in the future;
- (2) It will provide improved funding reimbursement flexibility as local governments can then allocate their funds to those projects which are actually ready to proceed, instead of having to constantly amend the original plan to account for unanticipated project delays;
- (3) It will ensure that as a capital facility project is actually completed or heavily underway, that we can request all the HUD available CDBG capital funds for that particular year against our CDBG allocation share, thereby ensuring the highest level of CDBG reimbursement for that particular grant year, rather than waiting years in the future to receive reimbursement against the previously established fixed implementation/ reimbursement schedule. By engaging in a larger single reimbursement event (i.e. possibly reimbursing the costs of an entire completed building at one time), we will also be able to more quickly re-pay County/ City/ Nonprofit partners who have advanced their monies in designing and constructing those facilities; creating opportunities in turn for them to roll-over those monies more quickly for use on other projects still remaining on the project implementation list. In that the County and our City/nonprofit partners will be “proceeding at our own risk” in providing the advance monies for these prior approved capital projects, it is probably not a good idea to hold local government too strictly to a rigid implementation/ reimbursement schedule as things inherently change over time. We would thus ask that HUD consider our proposed schedules as flexible, as we will want to be able to take advantage to informally amend internally our own implementation/ reimbursement schedules for approved projects which can actually “get out of the chute” quicker, and thereby help us to expend the HUD CDBG funds more quickly.

**2020-2024 CDBG CAPITAL IMPROVEMENT PLAN
PROJECT LIST**

Organization	Project	BCC Approved
CLARK COUNTY		
St. Jude's Ranch for Children	Healing Center	\$3,000,000
Nevada Partnership for Homeless Youth	NPHY Outreach, Volunteer, and Operations (OVO) Center	\$893,275
Accessible Space, Inc.	Hastings House Capital Improvements	\$400,000
Clark County Parks & Recreation	Parkdale Park Basketball/Pool Renovation	\$476,913
Nevada Health Centers	Expansion of Nevada Health Centers' Martin Luther King Health Center	\$1,489,037
Lutheran Social Services of Nevada	JOURNEY Senior Services Center	\$1,784,377
Bridge Counseling Associates, Inc.	Bridge Adult Transitional Housing and Youth Residential Treatment Project	\$4,242,019
Jewish Family Services Agency	JFSA Building Enhancement	\$2,199,926
Family Promise of Las Vegas	The Family Promise of Las Vegas Family Navigation Center	\$4,300,000
Clark County Parks & Recreation	Laughlin Multigenerational Center	\$3,970,473
Nevada Partners, Inc.	Youth Empowerment Center	\$2,500,000
Culinary Academy of Las Vegas	Hospitality Workforce Expansion	\$1,262,534
Clark County Dept. of Juvenile Justice	Sunrise Multi-Generational Community Center	\$3,243,980
TOTAL		\$29,762,534
BOULDER CITY		
St. Jude's Ranch for Children	Healing Center	\$695,120
City of Boulder City	Boulder City Senior Center Building Rehabilitation	\$150,000
TOTAL		\$845,120 ¹
MESQUITE		
City of Mesquite	Fire Station #3 Energy Efficiency Improvements	\$100,000
City of Mesquite	Mesquite Senior Center Improvements	\$75,000
City of Mesquite	Mesquite Recreation Center Energy Efficiency Improvements	\$170,000
City of Mesquite	Public Facility ADA Upgrades	\$35,000
City of Mesquite	Trail System Shade Structure Upgrades	\$95,000
City of Mesquite	Hafen Lane Park Improvements	\$500,000
City of Mesquite	Mesquite Recreation Center Field Improvements	\$231,589
TOTAL		\$1,206,589
GRAND TOTAL		\$31,814,213

¹ Boulder City uses a portion of its CDBG funds (15%) toward Public Service.

**EXHIBIT A
FIRST, SECOND, THIRD AND FOURTH
FIVE-YEAR CDBG CAPITAL IMPROVEMENT PLANS
2000-2019**

FY 2000-2004 CDBG CIP			
YEARS	PROJECT NAME	ALLOCATION	FUNDED
2000-2004	Cambridge Recreation Center	\$6,000,000	\$6,000,000
2000-2004	Walnut Recreation Center	\$4,001,670	\$4,003,701
2000-2004	Community Food Bank Warehouse	\$2,663,709	\$2,708,692
2000-2004	West Flamingo Senior Center Expansion	\$1,941,042	\$1,760,484
2000-2004	Catholic Charities Employment Center	\$824,355	\$1,323,243
2000-2004	Howard Lieburn Senior Center	\$1,320,000	\$1,316,211
2000-2004	Dr. Pearson Community Center Design	\$467,599	\$1,081,039
2000-2004	SafeNest Building Expansion	\$500,000	\$446,632
2000-2004	Opportunity Village Building Improvements	\$100,000	\$368,855
2000-2004	Shade Tree Parking Lot/Playground	\$324,716	\$368,251
2000-2004	Cora Coleman Senior Center Design	\$226,240	\$311,505
2000-2004	Opportunity Village Design - Patrick Campus	\$300,000	\$300,000
2000-2004	Nevada Children's Center	\$150,000	\$150,000
2000-2004	Salvation Army Master Plan - Owens	\$52,060	\$52,060
	TOTAL	\$18,871,391	\$20,190,673

FY 2005-2009 CDBG CIP			
YEARS	PROJECT NAME	ALLOCATION	FUNDED
2005-2009	Dr. Pearson Community Center	\$7,000,000	\$7,000,000
2005-2009	Bob Price Recreation Center	\$4,908,000	\$4,908,000
2005-2009	Whitney Recreation Center	\$5,046,400	\$4,179,811
2005-2009	Cora Coleman Senior Center Expansion	\$2,948,500	\$2,926,426
2005-2009	Sandy Valley Senior Center	\$2,161,800	\$2,161,800
2005-2009	Nathan Adelson Hospice	\$1,840,000	\$1,840,000
2005-2009	Colorado River Food Bank	\$1,547,672	\$1,547,672
2005-2010	Architectural Design & Construction at Parkdale	\$195,279	\$465,120
2005-2010	Cambridge Pool Shade Structure	\$188,420	\$54,699
2005-2010	Winchester Skate Park Shade Structure	\$97,000	\$43,425
2005-2010	Parkdale Pool Shade Structure	\$104,060	\$32,107
2005-2010	Parkdale Climbing Wall	\$31,815	\$21,223
	TOTAL	\$26,068,946	\$25,180,283

FY 2010-2014 CDBG CIP			
YEARS	PROJECT NAME	ALLOCATION	FUNDED
2010-2014	Parkdale Recreation Center Renovation and Expansion	\$5,693,055	\$5,693,055
2010-2014	Legal Aid Center of Southern Nevada Construction of New Facility	\$3,000,000	\$3,000,000

2010-2014	Walnut Recreation Center Park	\$2,911,752	\$2,911,752
2010-2014	Opportunity Village Sean's Park	\$2,000,000	\$2,000,000
2010-2014	Community Counseling Center Renovation	\$1,704,500	\$1,704,500
2010-2014	HELP of Southern Nevada Building Acquisition	\$2,100,000	\$1,595,655
2010-2014	Foundation for an Independent Tomorrow Expansion	\$1,183,923	\$1,183,923
2010-2014	Latin Chamber of Commerce Arturo Cambeiro Senior Center Expansion	\$784,042	\$1,020,438
2010-2014	Winchester Cultural Center Renovation	\$586,868	\$586,868
2010-2014	Nevada Partnership for Homeless Youth William Fry Drop-In Center Building	\$350,000	\$350,000
2010-2014	Anthony L. Pollard Foundation Playground and Parking Lot Expansion	\$266,775	\$266,775
2010-2014	Desert Inn Park Pool Demolition	\$211,410	\$211,410
2010-2014	Von Tobel Park Pool Demolition	\$223,011	\$166,558
2010-2014	Nevada Partnership for Homeless Youth Shirley Street II Building Acquisition	\$160,000	\$160,000
2010-2014	Boys and Girls Club Carey Avenue Play Space	\$61,800	\$61,800
2010-2014	HELP of Southern Nevada Shannon West Homeless Youth Center	\$2,747,129	\$2,747,129
	TOTAL	\$23,984,265	\$23,659,863

FY 2015-2019 CDBG CIP			
YEARS	PROJECT NAME	ALLOCATION	FUNDED
2015-2019	HELP of Southern Nevada Shannon West Homeless Youth Center	\$1,000,000	\$1,000,000
2015-2019	Sandy Valley Peace Park Improvements	\$2,659,080	\$3,001,180
2015-2019	Alexander Villas Park Improvements	\$2,960,212	\$2,960,212
2015-2019	Winchester Community Center Expansion	\$2,745,325	\$2,745,325
2015-2019	Von Tobel School Park Splash Pad	\$612,255	\$612,255
2015-2019	Spring Mountain Residential Youth Center New Building	\$2,284,095	\$2,284,095
2015-2019	Molasky Family Park Improvements	\$499,630	\$499,630
2015-2019	Coleman Senior Center Expansion	\$929,143	\$1,127,817
2015-2019	Boulder Hwy Collaborative Service Campus	\$5,509,488	\$5,794,306
2015-2019	Nevada Partners Workforce Development Center	\$2,782,200	\$2,782,200
2015-2019	Catholic Charities Food Facilities Consolidation and Expansion	\$2,420,329	\$2,420,329
2015-2019	Accessible Space Inc. Casa Norte Capital Improvements	\$350,000	\$350,000
	TOTAL	\$24,751,757	\$25,577,349

TOTAL OF CDBG CIP PLANS FY 2000-2019	\$94,608,168
---	---------------------

EXHIBIT B

PUBLIC NOTICES, BOARD AGENDA ITEMS, OUTREACH RECORD

AFFIDAVIT OF PUBLICATION

STATE OF NEVADA)
COUNTY OF CLARK) SS:

**CC COMMUNITY RESOURCES MGMNT
2ND FLR
1600 PINTO LN
LAS VEGAS NV 89106**

**Account # 22328
Ad Number 0001062907**

Leslie McCormick, being 1st duly sworn, deposes and says: That she is the Legal Clerk for the Las Vegas Review-Journal and the Las Vegas Sun, daily newspapers regularly issued, published and circulated in the City of Las Vegas, County of Clark, State of Nevada, and that the advertisement, a true copy attached for, was continuously published in said Las Vegas Review-Journal and / or Las Vegas Sun in 1 edition(s) of said newspaper issued from 08/12/2019 to 08/12/2019, on the following days:

08 / 12 / 19

PUBLIC NOTICE

**CLARK COUNTY
Community Development
Block Grant
(CDBG)
Program Years 2020-2024**

Clark County Social Service, Community Resources Management Unit is pleased to announce the availability of CDBG Capital Project applications for Fiscal Years 2020-2024 funding under Clark County's 5th five-year CDBG Capital Improvement Plan.

Application forms will be available through ZoomGrants beginning on Monday, August 12, 2019 at:

<http://www.clarkcountynv.gov/social-service/crm/Pages/ZoomGrants.aspx>

A technical assistance workshop to answer questions on the CDBG application process will be held on Thursday, August 22, 2019, from 1:30 pm to 3:00 p.m. in the Social Service Training Room on the 3rd floor of Clark County Social Service, 1600 Pinto Lane, Las Vegas, NV 89106.

The deadline for submitting completed CDBG applications is Friday, October 11, 2019, at 4:00 p.m.

For more information regarding the CDBG program, please contact Jasmine Carr at Jasmine.Carr@clarkcountynv.gov or 702-455-5025.

PUB: August 12, 2019
LV Review-Journal

Leslie McCormick

LEGAL ADVERTISEMENT REPRESENTATIVE

Subscribed and sworn to before me on this 12th day of August, 2019

Notary *Linda Espinoza*



**CLARK COUNTY BOARD OF COMMISSIONERS
AGENDA ITEM**

Petitioner: Timothy Burch, Administrator of Human Services
Recommendation: Conduct a public hearing on projects recommended for inclusion in the Clark County, Boulder City and Mesquite FY 2020-2024 Community Development Block Grant (CDBG) Capital Improvement Plan (CIP), approve a project list, approve and authorize staff to submit the CDBG Pre-Award Approval Request to the U.S. Department of Housing and Urban Development, approve and authorize the County Manager or her designee to sign any subsequent resolutions or agreements related to the projects. (For possible action)

FISCAL IMPACT:

Fund #:	2011.000	Fund Name:	HUD & State Housing Grants
Fund Center:	1080719000	Funded PGM/Grant:	1080.CDBG.2020 - 1080.CDBG.2025
Amount:	\$29,762,534		
Description:	Federal CDBG		
Additional Comments:	Capital Improvement Plan submission by Clark County will entitle the Community Resources Management Unit (CRM) to receive from HUD approximately \$29,762,534 in CDBG funds over the 5-year CIP period (FFY 2020-2024).		

BACKGROUND:

Clark County is expected to receive approximately \$29.7 million in U.S Department of Housing and Urban Development (HUD) Community Development Block Grant (CDBG) funding for FFY 2020-2024.

In 1999, 2004, 2009 and 2015 the Board of County Commissioners approved submissions of its previous four Five-Year CDBG Capital Improvement Plan Pre-Award Approval requests, which were subsequently approved by HUD. Using this pre-award approval commitment mechanism, Clark County was able to loan general fund monies to the proposed Clark County projects to expedite construction whereas nonprofit agencies receiving funds were funded on a reimbursable basis with funds available to them no earlier than their programmed project year, with these monies subsequently repaid upon receipt of the federal CDBG grants from HUD. This financing mechanism allowed the proposed facilities to be constructed in advance of the receipt of the federal funds, thereby serving the public more expeditiously than waiting several years to assemble the monies before initiating program implementation. This also helps Clark County maintain compliance with HUD's 1.5 ratio requirement for CDBG funds.

Based upon the success of the previous four plans, Clark County is proposing to submit a fifth Five-Year Clark County CDBG Consortium Capital Improvement Plan Pre-Award Approval Request to HUD for FFY 2020-2024. Boulder City and Mesquite capital projects will also be included in this plan as these cities receive their CDBG funds from the County as members of the Clark County CDBG Consortium. Upon approval by the Board of County Commissioners, the fifth CDBG Five-Year Capital Improvement Plan Pre-Award Request will be submitted to HUD. Once approved, Clark County will be able to initiate project implementation.

Cleared for Agenda

5/5/2020

Agenda Item #

30.

AGENDA ITEM DEVELOPMENT REPORT

OFFICE OF THE COUNTY MANAGER
CLARK COUNTY, NEVADA

AIDR No.: 3662

YOLANDA T. KING
County Manager

Date: 4/28/2020 Agenda Date: 5/5/2020

JESSICA L. COLVIN
Chief Financial Officer

Originating Social Service/Community
Department: Resources Management

RANDALL J. TARR
Assistant County Manager

Contact/Ext: Kristin Cooper, 5025

KEVIN SCHILLER
Assistant County Manager

**Issue: CDBG FY2020-2024 CIP PROJECT
ALLOCATION RECOMMENDATIONS**

JEFFREY M. WELLS
Assistant County Manager

LES LEE SHELL
Chief Administrative Officer

Subject/Title:

Clark County Community Development Block Grant Consortium Five-Year Capital Improvement Plan (CIP) project allocation recommendations presented by the Community Development Advisory Committee (CDAC).

Recommended Action:

Conduct a public hearing on projects recommended for inclusion in the Clark County, Boulder City and Mesquite FFY 2020-2024 Community Development Block Grant (CDBG) Capital Improvement Plan (CIP), approve a project list, approve and authorize staff to submit the CDBG Pre-Award Approval Request to the U.S. Department of Housing and Urban Development, approve and authorize the County Manager or her designee to sign any subsequent resolutions or agreements.

Summary:

In 1999, 2004, 2009, and 2015 the Board of County Commissioners approved submissions of its previous four Five-Year CDBG Capital Improvement Plan Pre-Award Approval Requests, which were subsequently approved by the U.S. Department of Housing and Urban Development (HUD). Using this pre-award commitment, Clark County was able to loan general fund monies to the proposed Clark County projects to expedite construction whereas nonprofits receiving funds were funded on a reimbursable basis with funds available to them no earlier than their programmed project year, with those monies subsequently repaid upon receipt of the federal CDBG grants from HUD. This financing mechanism allowed the proposed facilities to be constructed in advance of the receipt of the federal funds, thereby serving the public more expeditiously than waiting several years to assemble the monies before initiating program implementation. This also helps Clark County maintain compliance with HUD's 1.5 ratio requirement for CDBG funds.

Based upon the success of the previous four plans, Clark County is proposing to submit a fifth Five-Year Clark County CDBG Consortium Capital Improvement Plan Pre-Award Approval Request to HUD for Fiscal Years 2020-2024. Boulder City and Mesquite capital projects will also be included in this plan with each expecting to receive approximately \$1,206,590 total in CDBG funds over the five year period.

Due in large part to the leadership of the County Commissioners and to the outstanding efforts of our Department of Real Property Management, Clark County completed 41 capital projects from 2000-2014 and has completed 10 of the 11 projects included in the FY2015-2019 CDBG CIP. The combined investment from these four five-year plans represents a direct public investment in capital projects of almost \$95 million.

Community Development Needs Assessment

The Housing and Community Development Consolidated Plan for 2020-2024 delineates the funding goals of Clark County for the federal funds it administers from the U.S. Department of Housing and Urban Development (HUD). With regards to the community development facility needs of the community, the following is outlined in the plan as high priority:

- Abused and neglected children facilities
- Handicapped facilities
- Health facilities
- Homeless facilities
- Parks and recreation centers
- Streets, sidewalks and other public improvements
- Youth centers and child care centers
- Senior and community centers

Further, many of the CDAC recommended projects meet Commission identified priorities in creating solutions for issues related to Families and Children and Homelessness, and in promoting Public/Private Partnerships.

Citizen Participation

In November 1981, the Board of County Commissioners established the Community Development Advisory Committee (CDAC) to assist the County in its citizen participation responsibilities and to make recommendations to the Board on specific projects to be funded with the County's share of its CDBG funds. The Committee is composed of 36 members – 19 representatives from the unincorporated towns and communities, 14 members at-large, and one representative each from the three participating cities.

On November 5, 2019, the Board appointed thirty-one (31) individuals with alternates to the CDAC (four towns –Indian Springs, Lower Kyle Canyon, Sandy Valley, and Moapa– elected not to participate), and appointed Ms. Jacqueline Ingram as Chair and Ms. Cherina Kleven as Vice-Chair.

On December 17, 2019 and January 7, 2020, the CDAC heard applicant presentations and reviewed a total of twenty-one (21) applications requesting \$79,745,595, against the estimated \$29 million in available funds. The CDAC also conducted a Saturday bus trip on January 11, 2020 to visit the proposed project sites.

Following the applicant presentations and review, the CDAC voted on project recommendations on January 21, 2020. Attached is a listing of projects, a brief description, and the CDAC funding recommendations.

Upon approval by the Board of County Commissioners, the fifth CDBG Five-Year Capital Improvement Plan Pre-Award Request will be submitted to HUD. Once approved, Clark County will be able to initiate project implementation. We've requested that the County Manager or her designee be authorized to sign any resolutions or agreements necessary for implementation of the CDBG CIP.


YOLANDA T. KING
County Manager

2020-2024 CDBG CAPITAL IMPROVEMENT PLAN PROPOSED PROJECTS FUNDING (REVISED)

#30
BCC 5/5/20

Committee Score	Organization	Title of Project	Commission District	Total Project Cost	Amount Requested	Amount Funded
27.87	St. Jude's Ranch for Children	Healing Center	G (Gibson)	\$ 15,233,972	\$ 3,000,000	\$ 3,000,000
27.48	Nevada Partnership for Homeless Youth	Outreach, Volunteer, and Operations (OVO) Ctr	G (Gibson)	\$ 1,834,702	\$ 893,275	\$ 893,275
26.06	Accessible Space, Inc.	Hastings House Capital Improvements	D (Weekly)	\$ 480,000	\$ 400,000	\$ 400,000
25.78	Clark County Parks & Recreation	Parkdale Park Basketball/Pool Renovation	E (Segerblom)	\$ 476,913	\$ 476,913	\$ 476,913
25.78	Nevada Health Centers	Expansion of Martin Luther King Health Center	D (Weekly)	\$ 1,489,037	\$ 1,489,037	\$ 1,489,037
25.73	Lutheran Social Services of Nevada	JOURNEY Senior Services Center	E (Segerblom)	\$ 1,784,377	\$ 1,784,377	\$ 1,784,377
24.88	Bridge Counseling Associates, Inc.	Adult Transitional Housing and Youth Residential Treatment Project	E (Segerblom)	\$ 5,242,019	\$ 4,242,019	\$ 4,242,019
24.86	Foundation for Positively Kids, Inc.	Pediatric Skilled Nursing Facility	A (Naft)	\$ 18,435,201	\$ 1,500,000	\$ -
24.86	Southern Nevada Health District	Decatur Location Remodel	C (Brown)	\$ 1,775,000	\$ 1,275,000	\$ -
24.69	Family Promise of Las Vegas	Family Navigation Center	E (Segerblom)	\$ 5,817,000	\$ 4,300,000	\$ 4,300,000
24.61	Clark County Parks & Recreation	Laughlin Multigenerational Center	A (Naft)	\$ 7,564,092	\$ 7,564,092	\$ 3,970,473
24.29	Safe Nest: TADC	Trauma Triage Center and Shelter	Unknown	\$ 16,349,457	\$ 5,000,000	\$ -
24.24	Nevada Partners, Inc./Culinary Academy	Youth Empowerment Center and Hospitality Workforce Expansion	D (Weekly)	\$ 10,700,000	\$ 7,500,000	\$2,500,000 NP \$1,262,534 CALV
24	Clark County Parks & Recreation	Sunrise Park, Sunrise Manor	B (Kirkpatrick)	\$ 4,693,301	\$ 4,693,301	\$ -
23.8	Jewish Family Service Agency	JFSA Building Enhancement	F (Jones)	\$ 2,199,926	\$ 2,199,926	\$ 2,199,926
23.75	Clark County Dept. of Juvenile Justice	Sunrise Multi-Generational Community Center	B (Kirkpatrick)	\$ 11,797,214	\$ 11,797,214	\$ 3,243,980
23.27	The Salvation Army, A California Corp	Family Services Relocation	D (Weekly)	\$ 7,482,112	\$ 7,430,112	\$ -
23.09	Clark County Parks & Recreation	Overton Park Splash Pad, Moapa Valley	B (Kirkpatrick)	\$ 1,798,633	\$ 1,798,633	\$ -
22.91	Clark County Parks & Recreation	Walnut Park Splash Pad, Sunrise Manor	D (Weekly)	\$ 1,479,738	\$ 1,479,738	\$ -
22	Clark County Parks & Recreation	Searchlight Active Center	A (Naft)	\$ 2,921,958	\$ 2,921,958	\$ -
21.53	Catholic Charities of Southern Nevada	Wellness Clinic	D (Weekly)	\$ 8,000,000	\$ 8,000,000	\$ -



OFFICE OF THE CITY CLERK
10 East Mesquite Boulevard
Mesquite, Nevada 89027
(702) 346-5295 Fax: (702) 346-2908
tbeck@mesquitenv.gov

March 11, 2020

Jasmine Carr,
Community Resources Manager
Clark County Social Services
1600 Pinto Lane
Las Vegas, Nevada 89106

Dear Ms. Carr,

Re: Resolution No. 1101 approving the CDBG Five Year Capital Improvement Plan for Fiscal years 2020-2021 through 2024-2025.

I have enclosed a copy of Resolution No. 1101 approving the above CIP that was presented and approved by the Mesquite City Council during its Regular Meeting on Tuesday, March 10, 2020.

Please feel free to contact our offices, should you have any questions or concerns regarding the proposed Capital Improvement Plan.

Thank you.

Sincerely,

A handwritten signature in black ink, appearing to read "Tracy Beck", is written over a white background.

Tracy Beck
City Clerk

Cc: File
Shanna McPheters
Finance

Enclosure



RESOLUTION NUMBER 1011

A RESOLUTION OF THE CITY COUNCIL OF THE CITY OF MESQUITE (CITY) APPROVING THE COMMUNITY DEVELOPMENT BLOCK GRANT FIVE-YEAR CAPITAL IMPROVEMENT PLAN.

WHEREAS, the United States Department of Housing and Urban Development provides funding to communities to address a wide range of community needs; and

WHEREAS, the City of Mesquite has entered into an interlocal agreement with Clark County, Nevada to undertake, or assist in undertaking, community renewal and lower income housing; and

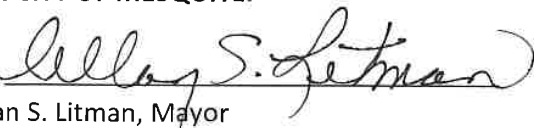
WHEREAS, the proposed projects will fulfill the established program purposes and comply with the Interlocal Agreement between Clark County and the City of Mesquite.

WHEREAS, the City Council held a public hearing regarding the Community Development Block Grant Five-Year Capital Improvement Plan for FY 2020-2021 to FY 2024-2025 on March 10, 2020; and

NOW, THEREFORE, IT IS HEREBY RESOLVED by the Mayor and the City Council of the City of Mesquite, that the attached Community Development Block Grant Five-Year Capital Improvement Plan for FY 2020-2021 to FY 2024-2025 is hereby

PASSED, ADOPTED AND APPROVED by the City Council of the City of Mesquite, Nevada on the 10th March 2020.


THE CITY OF MESQUITE:

By: 
Allan S. Litman, Mayor

Attest:

By: 
Tracy Beck, City Clerk

Approved as to form:

By: 
Robert Sweetin, City Attorney

CDBG Project List 2020-2024

The City of Mesquite expects to receive approximately \$231,000 annually in CDBG funds for Fiscal Years 2020-2024 for an estimated total amount of \$1,154,985.

Listed below are the recommended projects. All cost estimates are 'pre-design' in order to assist with the prioritization process. Actual costs will be developed after project design is completed.

Recommended Projects

1. Fire Station #3 (3 John Deere Drive)

Provide natural gas powered emergency power generator. Crews located at Fire Station 3 provided fire and medical services to the residents in the CDBG identified areas.

Estimated Cost: \$100,000

2. Mesquite Senior Center Electrical Improvements for Emergency Generator

Currently, the Mesquite Senior Center does not have an emergency generator. In the city's emergency operations plan, the senior center has been identified as a critical location. The plan the senior center has been identified as the place where food would be prepared and served. This project provides all necessary improvements to install an emergency generator at the Senior Center - concrete slab, electrical system upgrades, etc. Generator to be provided from another source. The senior center is located in a CDBG eligible area.

Estimated Cost: \$50,000

3. Mesquite Senior Center Space Upgrades

Currently, the Senior Center is underutilized. By installing certain tenant improvements within the building, the building will be better utilized for more activities and programming; thus increasing the services available to seniors. The senior center is located in a CDBG eligible area.

Estimated Cost: \$25,000

4. Mesquite Recreation Center Energy Efficiency Upgrades

Replace energy inefficient critical infrastructure at the Rec Center with energy efficient upgrades and equipment. The rec center is located in a CDBG eligible area.

Estimated Cost: \$90,000

5. Mesquite Recreation Center Electrical Improvements for Emergency Generator

Currently, the Mesquite Recreation Center does not have an emergency generator. In the city's emergency operations plan, the rec center has been identified as a critical location. The rec center is the primary location for sheltering for the community. Consequently, the facility needs emergency power. This project provides all necessary improvements to install an emergency generator at the recreation center - concrete slab, electrical system upgrades, etc. Generator to be provided from another source. The rec center is located in a CDBG eligible area.

Estimated Cost: \$80,000

6. City Facility Energy Efficiency Upgrades

Replace energy inefficient critical infrastructure at City Hall and other city facilities located in the CDBG area with energy efficient upgrades and equipment. The facilities are located in a CDBG eligible area or immediately adjacent thereto.

Estimated Cost: \$180,000

7. ADA Upgrades to Public Facilities

This project would remove and/or replace existing ADA equipment, ensuring compliance with applicable regulations and enhancing accessibility and fall prevention. The facilities are located in a CDBG eligible area.

Estimated Cost: \$35,000

8. Trail System Shade Structures

This project would install shade structures along portions of the city's trail system that are located in a CDBG eligible area. This would enhance user safety and comfort by offering rest areas. Additionally, it would encourage additional usage of the trail network.

Estimated Cost: \$75,000

9. Pulsipher Park Shade Structure

This project would install a shade structure over Pulsipher Park; thus enhancing the usability and safety of the park. This facility is located immediately adjacent to a CDBG eligible area and serves residents in CDBG eligible areas.

Estimated Costs: \$20,000

10. Hafen Lane Park Facility Enhancements

Currently, Hafen Park does not have facilities that allow for recreational activities to occur at all times. Consequently, improvements to the park to allow for greater recreational offerings at more times are being proposed. Currently, Hafen Lane is in a flood plain and any issues related to that would be resolved prior to the utilization of CDBG funds. Hafen Park is located in a CDBG eligible area.

Estimated Cost: \$500,000

Total Estimated Costs for Recommended Projects: \$1,155,000

Other Possible Projects

11. Recreation Center Field Improvements

This project would increase the usability and utilization of an athletic field located at the rec center. This field is utilized for youth sports and other community athletic events. This facility is located in a CDBG eligible area.

Estimated Cost: \$400,000

12. Improvements to Hunter Park

This project would install improvements at Hunter Park that allow for greater recreational activities; thus allowing for greater recreational offerings to the residents of the CDBG area. Hunter Park is located in a floodplain and it would need to be removed prior to the expenditure of CDBG funds at the park. Hunter Park is located in a CDBG eligible area.

Estimated Cost: \$500,000

13. Playground Equipment at Hunter Park

This project would install playground equipment, pour-in-place surfacing, a shade structure and safety netting for a playground area at the park. Hunter Park is located in a floodplain and it would need to be removed prior to the expenditure of CDBG funds at the park. Hunter Park is located in a CDBG eligible area.

Estimated Cost: \$500,000

14. Bus Shelters

This project would install bus shelters at locations along the local transit routes that are located in a CDBG eligible area. This would enhance user safety and comfort by offering rest areas. Additionally, it would encourage additional usage of the transit system.

Estimated Cost: \$250,000

MESQUITE CITY COUNCIL AGENDA ITEM

SUBJECT:

Consideration of Resolution 1011 approving the Community Development Block Grant Five-year Capital Improvement Plan and other matters properly related thereto. - Discussion and Possible Action

PETITIONER:

Aaron Baker, City Manager
Shanna McPheters, Grant Program Manager

RECOMMENDATION:

Approve Resolution 1011

FINANCIAL IMPACT:

The City of Mesquite anticipates receiving approximately \$231,000 annually in CDBG funds for Fiscal Years 2020-2021 to 2024-2025 for an estimated total amount of \$1,154,985.00. The expectation is that the City will incur the expense and then be reimbursed for it.

BACKGROUND:

Every five years, the city approves a new list of CDBG projects. Specifically, projects must address a community need, be located in a CDBG eligible area or benefit a CDBG eligible area and be a capital project. Additionally, all projects will comply with federal CDBG program guidelines.

This year, staff is recommending emergency generators and related costs as the top priority for the CDBG funding. These improvements address multiple needs within the community and meet the CDBG eligibility requirements. Staff is also recommending several energy efficiency and ADA compliance upgrades to various city facilities within the CDBG area. These improvements will ensure greater compliance with ADA and with the City's emergency operations plan. Additionally, they will decrease operating costs; thus allowing the organization to allocate those resources to more productive uses. Finally, staff is recommending recreational and tourism related improvements. These complement the City's strategic pillars, especially the improvements at Hafen Park.

ATTACHMENTS:

- Resolution 1011
- Map of CDBG Eligible Areas



City of Boulder City

401 California Avenue
Boulder City, Nevada 89005

WEBSITE: bcnv.org

March 19, 2020

Jasmine Carr, Grants Coordinator
Community Resources Management Division
Clark County Social Service
1600 Pinto Lane
Las Vegas, NV 89106

RE: CDBG Capital Improvement Plan application:
• CIP application for FY 2020/21 – 2024/25

Dear Ms. Carr:

Enclosed is an application for Boulder City’s CDBG 5-year Capital Improvement Plan (CIP) for FY 2020/21 – 2024/25. Potential funding for the 5-year period was conservatively estimated based on grant amounts consistent with the City’s most recent awards. At this time the funding request is for the following two projects:

Senior Center project	Project carried over from the prior 5-year pre-award approval period [FY 2015/16 – 2019/20] per City approval on 02/25/2020. The City will manage this project on behalf of the Senior Center.
St. Jude’s project	New project for the upcoming 5-year pre-award approval period. The City will not manage this project. This funding is expected to be supplemental to a larger CDBG award from Clark County.

The attached application provides a more detailed description of the City’s request, including CDBG eligibility and national objective information regarding benefit to low and moderate income citizens, a description of the new projects within the Capital Improvement Plan, and details as to the citizen participation process.

Kristin Cooper of your office had previously informed us that Boulder City is subject to the County’s Citizen Participation Plan. Per that plan, the City Council approved the request after a public hearing on February 25, 2020. Enclosed are the following:

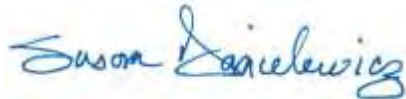
- Council Resolution No. 7073 approving the application
- Exhibit A, Application for CDBG CIP for FY 2020/21 – 2024/25 (with table detailing the funding estimates)*
- Updated funding table*
- Minutes of the 02/25/2020 Council meeting for this item
- Copy of public hearing notice published in the Las Vegas Review Journal
- Location maps for the two projects

*When the Council staff report was written, the funding amount for FY 20/21 was not yet known. An updated funding table is also attached showing the allocation planned for that year.

The City is aware of its obligation to comply with federal regulations as each new project is commenced, and the proper procedures will be followed with regard to Davis-Bacon requirements, where applicable. For the new projects, we are aware that no funding will be reimbursed until the required environmental reviews for these projects are satisfactorily completed by County staff (unless the City contracts for such services separately).

Please keep us apprised as to the County's and HUD's approval of this application. Thank you for your assistance, and if you need any further information regarding this matter, please let me know.

Sincerely,

A handwritten signature in blue ink that reads "Susan Danielewicz". The signature is fluid and cursive.

Susan Danielewicz, AICP, City Planner
Community Development Department
(702) 293-9282
planner@bcnv.org

enclosures

ec: Rebecca Gillis, BC Finance Dept.; Michael Mays, BC Comm. Dev. Dept.
Kristin Cooper, County CRM

SD172011.docx

RESOLUTION NO 7073

RESOLUTION OF THE CITY COUNCIL OF BOULDER CITY, NEVADA, APPROVING AN APPLICATION FOR THE CITY'S CDBG 5-YEAR CAPITAL IMPROVEMENT PLAN FOR FEDERAL FY 2020/21 THROUGH 2024/25 FOR ELIGIBLE CAPITAL PROJECTS

WHEREAS, The City of Boulder City is entitled to submit application for the Clark County Community Development Block Grant (CDBG) Urban County Entitlement Program, a federal grant program administered through the U S Department of Housing and Urban Development (HUD); and

WHEREAS, The City, as part of the Clark County Urban County Consortium and as per the interlocal cooperative agreements between Clark County and the City, currently receives a three percent (3%) share of the County's CDBG award and it is anticipated that the City will continue to receive this share for the foreseeable future; and

WHEREAS, The City has identified eligible capital projects for the 5-year period of Federal Fiscal Years FY 2020/21 through 2024/25 that would be of benefit to the community (grant amounts conservatively estimated based on recent grant awards), and

WHEREAS, The City has previously received pre-award approval from HUD for the Boulder City CDBG Capital Improvement Plan for the periods of Federal FY 2001/02 through 2004/05, 2005/06 through 2009/10, 2010/11 through 2014/15 and 2015/16 through 2019/20; and

WHEREAS, The City is desirous of utilizing the maximum 15% of funding permitted for public service programs, and therefore the application for funding referenced herein is for approximately 88% of the estimated available annual grants for capital purposes; and

WHEREAS, Funding during each fiscal year will be adjusted on an annual basis to account for actual grant amounts, and will be documented by means of annual interlocal cooperative agreements with the County, and

WHEREAS, The Boulder City Council conducted a public hearing on this application on February 25, 2020 and this meeting was noticed per the Urban County Consortium Citizen Participation Plan in conjunction with the future meeting by the Clark County Board of Commissioners,

NOW, THEREFORE, BE IT RESOLVED that the Boulder City Council does hereby approve the submitted **Exhibit A, Application for Pre-Award Approval for Boulder City CDBG Capital Improvement Plan for Fiscal Years 2020/21 through 2024/25.**

DATED and APPROVED this 25th day of February, 2020.


Kiernan McManus, Mayor


ATTEST Lorene Krumm, City Clerk

CITY OF BOULDER CITY, NEVADA

**APPLICATION FOR PRE-AWARD APPROVAL FOR
BOULDER CITY CDBG CAPITAL IMPROVEMENT PLAN
FISCAL YEARS 2020/21 – 2024/25**

Application Request as of February, 2020

Request

The purpose of this application is to request the Department of Housing and Urban Development (HUD), via Clark County, Nevada, to pre-award approval of Community Development Block Grant (CDBG) funds allocated to the City of Boulder City for Fiscal Years 2020/21 through 2024/25. As per the interlocal cooperative agreements between Clark County and Boulder City, the City receives a three percent (3%) share of the County's CDBG award. The City or eligible subrecipients will construct eligible capital improvements as per the **Boulder City CDBG Capital Improvement Plan for FY 2020/21 through 2024/25** as described herein. The City will pay for improvements and be reimbursed as the City's annual CDBG grant funds are received. Should CDBG awards be dramatically reduced or eliminated, the City will either postpone or cancel its funding for the proposed projects, or pay for the projects with other funds.

The City requests pre-award approval for expenditure of up to 85% of the City's share of CDBG funds for the next five-year grant period. (The City intends to process applications on an annual basis for agencies that wish to utilize the maximum 15% of funds that can be designated for public service programs.)

CDBG Eligibility / National Objective: Benefit to Low & Moderate Income Citizens

The new projects to be added are eligible as "Public Facilities and Improvements" as per 24 CFR 570.201(c). The national objective to be met is with regard to benefitting low- and moderate-income (LMI) persons that meet the Limited Clientele criteria per 24 CFR 570.208(a)(2)(i)A).

- Lend A Hand of Boulder City – elderly persons, severely disabled persons
- Senior Center of Boulder City Inc. – elderly persons
- St. Jude's Ranch for Children – abused children

Benefit to Low & Moderate Income Citizens

The City currently has one area within Boulder City that is now considered to be income-eligible for CDBG projects, being the following:

Census Tract 55.03, Block Group 1

The *new* projects described herein are not within this eligible area, but serve an eligible **Limited Clientele** as noted above.

Description of Eligible CDBG Capital Improvements

**BOULDER CITY SENIOR CENTER BUILDING REHABILITATION – ESTIMATED FUNDING
AS PER ATTACHED TABLE 1**

Initial funding for this project is part of the City's prior 5-year CDBG Capital Improvement Plan for FY 2015/16 – 2019/2020.

Location: 813 Arizona Street

Description of Project: Originally built for library purposes in 1982, this building was remodeled using CDBG funds in 2006 for conversion for use as the new home of the Senior Center, which relocated from another building. CDBG funds were also used so the Senior Center of Boulder

City, Inc. could acquire the property from the City of Boulder City. At this time the center needs to replace HVAC equipment, the walk-in refrigerator and freezer, and repair walkways on private property. There are plumbing problems which will necessitate a professional sewer video inspection to determine the extent of repairs necessary, which could potentially lead to re-piping the building. The scope of work could potentially expand if more capital improvement needs are discovered. Funding for this project begun under the prior 5-year CDBG CIP period (FY 2015/16 – 2019/20).

Readiness to Proceed: Cost estimates are preliminary and are expected to be revised in the coming months. The project could proceed within six (6) months of the completion of the environmental review by the County; construction would be planned for FY 2020/21. Davis-Bacon wages would apply for contracted construction work.

ST. JUDE’S RANCH FOR CHILDREN, CONSTRUCTION OF HEALING CENTER – ESTIMATED FUNDING AS PER ATTACHED TABLE 1

Location: 100 St. Jude’s Street

Description of Project: St. Jude’s is expanding its facilities in Boulder City to build a Healing Center to provide specialized services for child victims of sex trafficking. The new plans include six (6) new residential buildings as well as buildings housing an on-site school, computer lab, library, clinical offices, physical fitness room and an emergency shelter. The center will coordinate with law enforcement, County partners and community providers. The total estimated cost for the Healing Center is \$15 million dollars, and St. Jude’s has made application to Clark County for \$3 million dollars of CDBG funds (reference Clark County, NV 2020-2024 CDBG Capital Improvement Plan Application). The Boulder City Council approved the master site plan for this project at its January 14, 2020 meeting, Resolution No. 7053.

Readiness to Proceed: Per St. Jude’s CDBG application to Clark County, construction is estimated to begin in late 2020. They state that \$4 million of private foundation funding has been secured as a matching commitment.

Environmental Review

The required environmental review process will be conducted for approved projects by Clark County in accordance with CDBG requirements.

Citizen Participation Process

The following public meetings are scheduled in Boulder City as follows for this amendment:
February 25, 2020 Public hearing, action by the City Council (City Hall)
Notice to be placed in the Las Vegas Review Journal on February 20, 2020.

After approval by the City, this application will be forwarded to Clark County. Per the County’s Citizen Participation Plan, Clark County will address the remaining required noticing for this application and a public hearing before the Board of Commissioners.

Interlocal agreements for funding for each affected year will be processed between the City and County.

.....

Continued

BOULDER CITY CDBG CAPITAL IMPROVEMENT PLAN
FEDERAL FISCAL YEARS 2020/21 – 2024/25

Dollar amounts below are estimated funds available for capital projects. *(Public service funds will utilize the other 15% of available grant funds and are not included within this table.)* Funding was originally estimated for FY 2020/21 through 2024/25 based on past award history, and is conservative. (The estimates below are approximately 87.9% of the capital funds received during the prior 5-year period.) **This table will be adjusted over time for actual program costs as well as revised grant amounts.**

Table 1: Actual funding as yet unknown.

Project	Request	FY 2020-21 unknown	FY 2021-22 unknown	FY 2022-23 unknown	FY 2023-24 unknown	FY 2024-25 unknown	Total
1 Senior Center rehab.	150,000	150,000	0	0	0	0	150,000
2 St. Jude's expansion	650,000	10,000	160,000	160,000	160,000	160,000	650,000
Totals	800,000	160,000	160,000	160,000	160,000	160,000	800,000

Project Notes: The funding allocation for projects 1 and 2 above is subject to change based on more refined budget estimates and depending on which aspects of the projects occur first. Oldest funds will be used first.

BOULDER CITY CDBG CAPITAL IMPROVEMENT PLAN
FEDERAL FISCAL YEARS 2020/21 – 2024/25

Dollar amounts below are estimated funds available for capital projects. *(Public service funds will utilize the other 15% of available grant funds and are not included within this table.)* Funding was originally estimated for FY 2020/21 through 2024/25 based on past award history, and is conservative. (The estimates below are approximately 87.9% of the capital funds received during the prior 5-year period.) **This table will be adjusted over time for actual program costs as well as revised grant amounts.**

Table 1: As submitted with the original pre-award application, when funding for FY 20-21 and subsequent years was not yet known. Approved by Boulder City (Reso. 7073, 02/25/2020).

Project	Request	FY 2020-21 unknown	FY 2021-22 unknown	FY 2022-23 unknown	FY 2023-24 unknown	FY 2024-25 unknown	Total
1 Senior Center rehab.	150,000	150,000	0	0	0	0	150,000
2 St. Jude's expansion	650,000	10,000	160,000	160,000	160,000	160,000	650,000
Totals	800,000	160,000	160,000	160,000	160,000	160,000	800,000

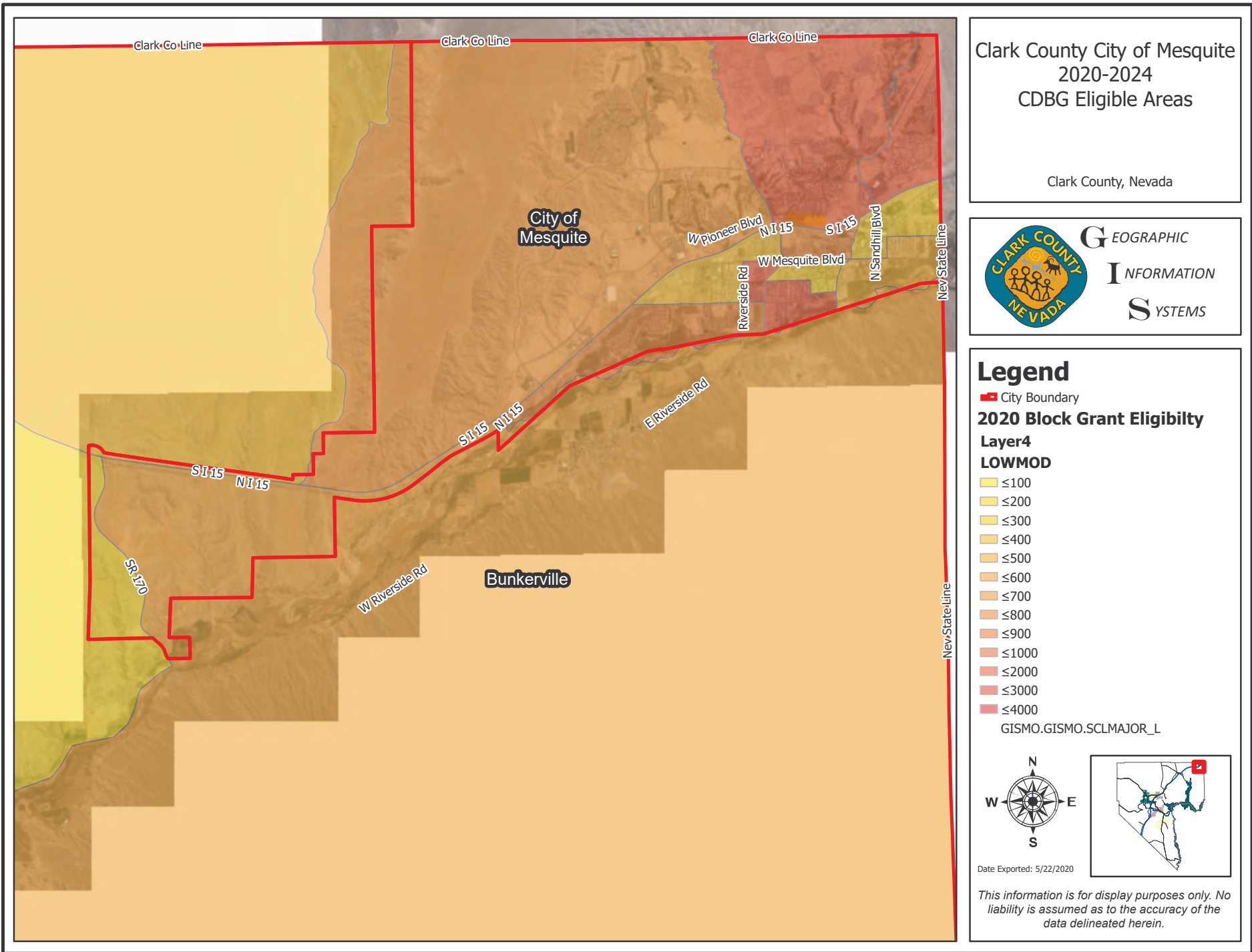
Table 2: Updated for actual FY 2020-21 funds.

Project	Request	FY 2020-21 actual	FY 2021-22 unknown	FY 2022-23 unknown	FY 2023-24 unknown	FY 2024-25 unknown	Total
1 Senior Center rehab.	150,000	150,000	0	0	0	0	150,000
2 St. Jude's expansion	695,120	55,120	160,000	160,000	160,000	160,000	695,120
Totals	845,120	205,120	160,000	160,000	160,000	160,000	845,120

Project Notes: The funding allocation for projects 1 and 2 above is subject to change based on more refined budget estimates and depending on which aspects of the projects occur first. Oldest funds will be used first.


EXHIBIT C

CDBG ELIGIBLE AREAS AND PROJECT MAPS



Clark County City of Mesquite
 2020-2024
 CDBG Eligible Areas

Clark County, Nevada



Legend

- City Boundary

2020 Block Grant Eligibility

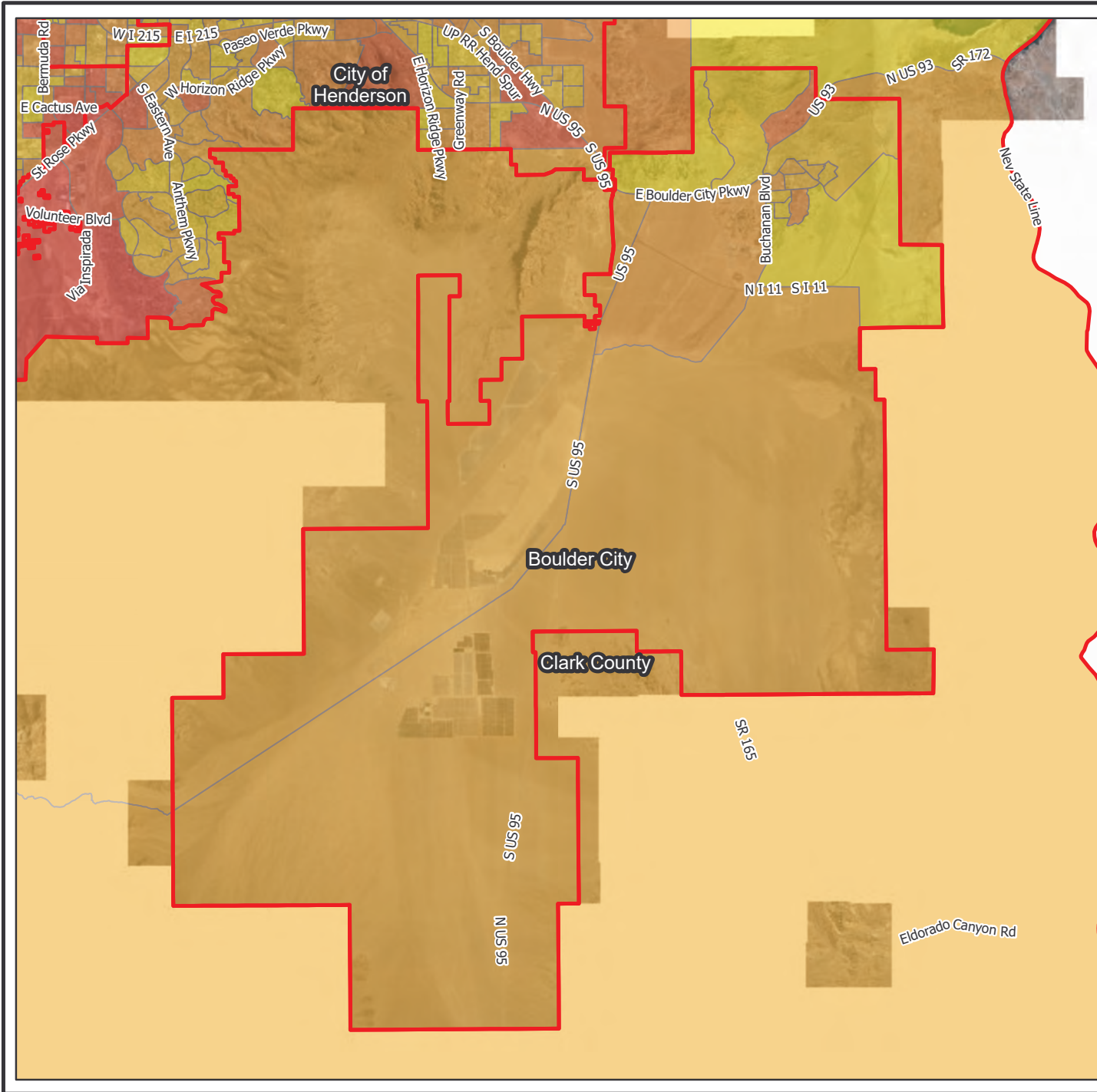
Layer4 LOWMOD

- ≤100
- ≤200
- ≤300
- ≤400
- ≤500
- ≤600
- ≤700
- ≤800
- ≤900
- ≤1000
- ≤2000
- ≤3000
- ≤4000

GISMO.GISMO.SCLMAJOR_L


Date Exported: 5/22/2020

This information is for display purposes only. No liability is assumed as to the accuracy of the data delineated herein.



Clark County Boulder City
2020-2024
CDBG Areas

Clark County, Nevada



Legend

- City Boundary

2020 Block Grant Eligibility

Layer

LOWMOD

- ≤100
- ≤200
- ≤300
- ≤400
- ≤500
- ≤600
- ≤700
- ≤800
- ≤900
- ≤1000
- ≤2000
- ≤3000
- ≤4000

GISMO.GISMO.SCLMAJOR_L

Date Exported: 5/22/2020

This information is for display purposes only. No liability is assumed as to the accuracy of the data delineated herein.

Clark County Central Valley 2020-2024 | CDBG Capital Improvement Plans Proposed Projects

Clark County, Nevada



GEOGRAPHIC
INFORMATION
SYSTEMS

Legend

City Boundary

CIP Project Plans

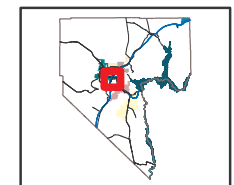
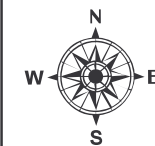
2020 to 2024

2020 Block Grant Eligibility

Layer3

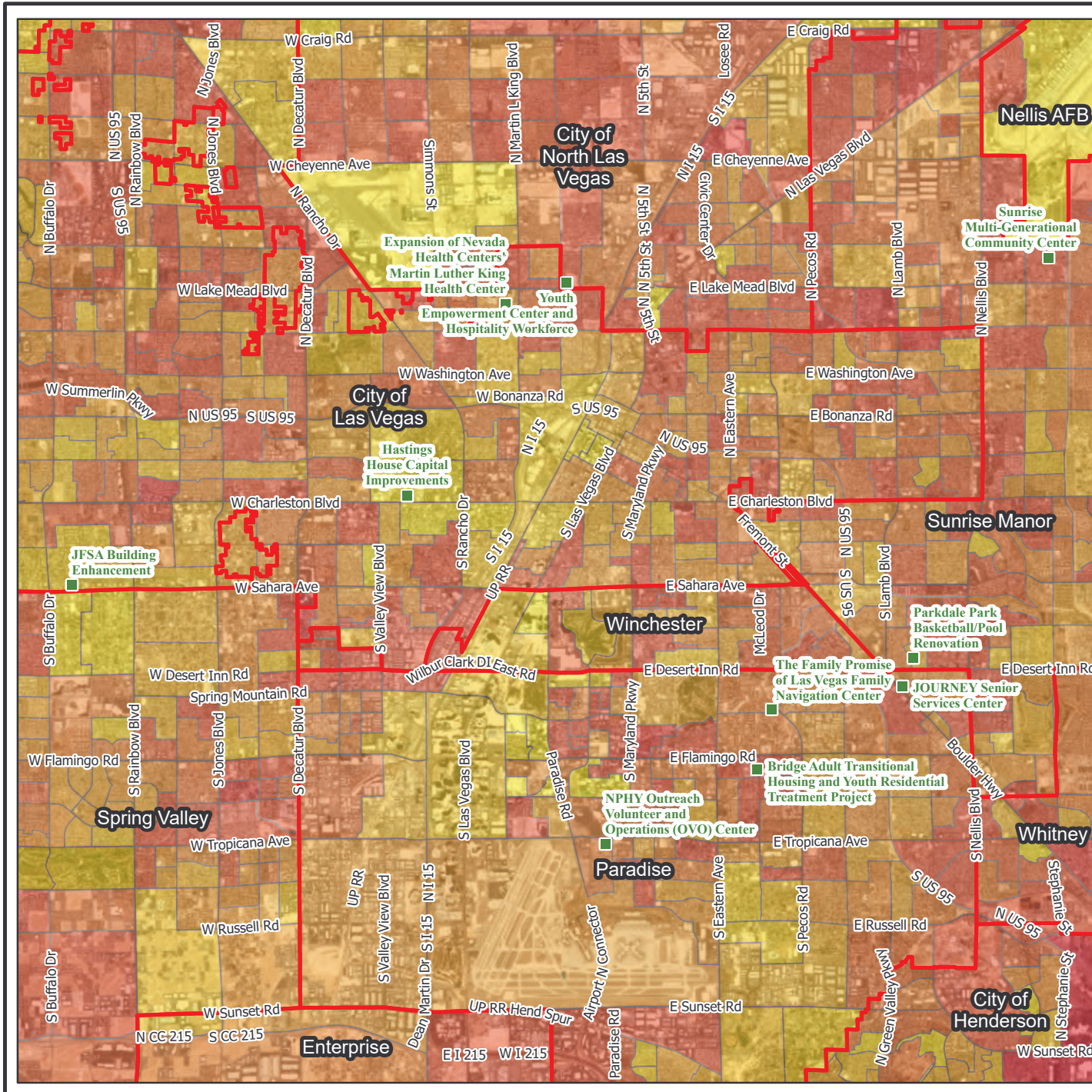
LOWMOD

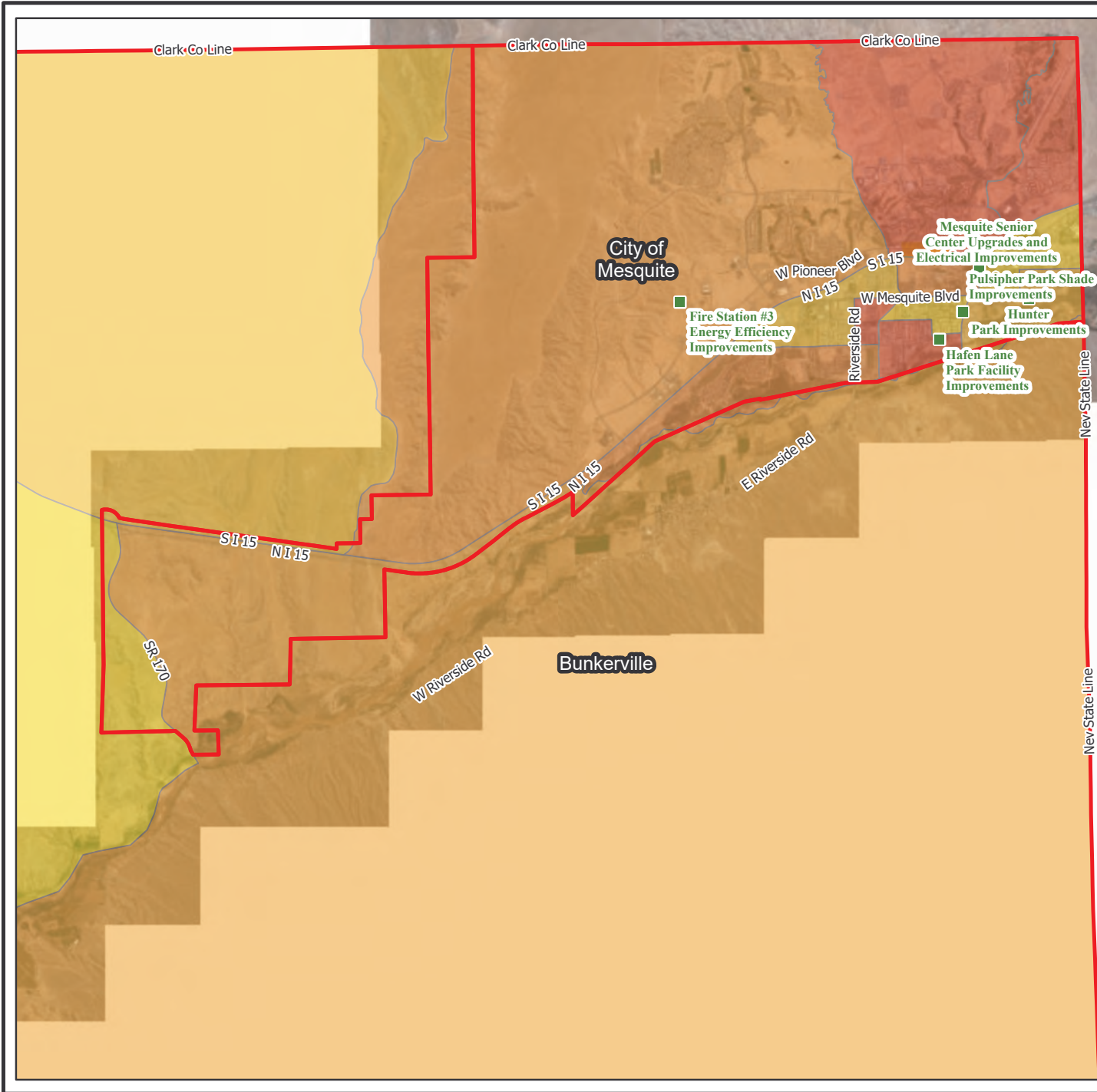
- ≤100
- ≤200
- ≤300
- ≤400
- ≤500
- ≤600
- ≤700
- ≤800
- ≤900
- ≤1000
- ≤2000
- ≤3000
- ≤4000



Date Exported: 5/14/2020

This information is for display purposes only. No liability is assumed as to the accuracy of the data delineated herein.





Clark County City of Mesquite
2020-2024 | CDBG Capital
Improvement Plans
Proposed Projects

Clark County, Nevada



GEOGRAPHIC
INFORMATION
SYSTEMS

Legend

City Boundary

CIP Project Plans

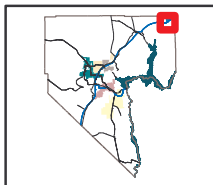
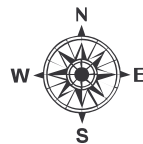
2020 to 2024

2020 Block Grant Eligibility

**Layer5
LOWMOD**

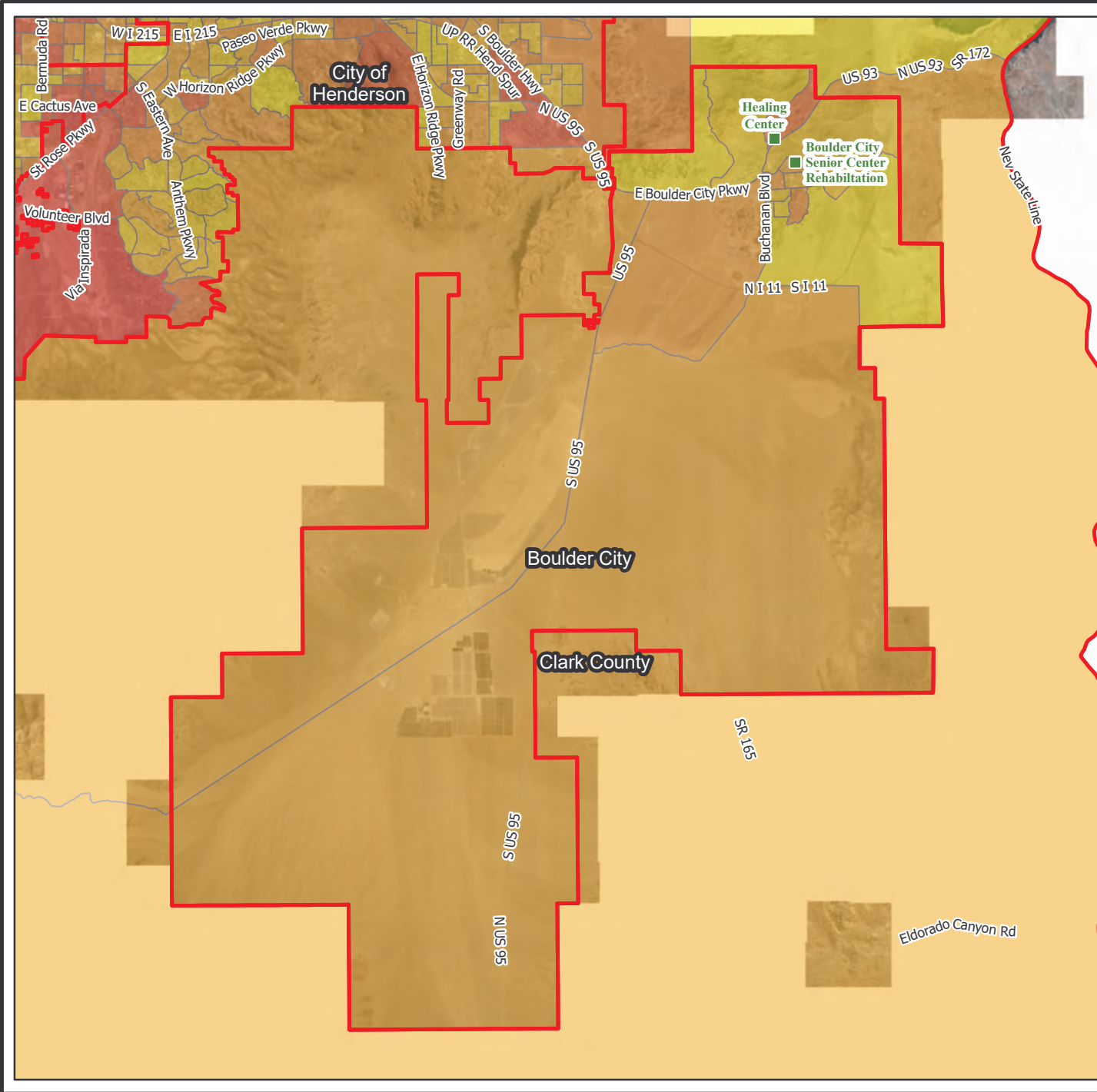
- ≤100
- ≤200
- ≤300
- ≤400
- ≤500
- ≤600
- ≤700
- ≤800
- ≤900
- ≤1000
- ≤2000
- ≤3000
- ≤4000

GISMO.GISMO.SCLMAJOR_L




Date Exported: 5/22/2020

This information is for display purposes only. No liability is assumed as to the accuracy of the data delineated herein.



Clark County Boulder City
 2020-2024 | CDBG Capital
 Improvement Plans
 Proposed Projects

Clark County, Nevada



Legend

- City Boundary
- CIP Project Plans**
- 2020 to 2024
- 2020 Block Grant Eligibility**
- Layer2 LOWMOD**
- ≤100
- ≤200
- ≤300
- ≤400
- ≤500
- ≤600
- ≤700
- ≤800
- ≤900
- ≤1000
- ≤2000
- ≤3000
- ≤4000

GISMO.GISMO.SCLMAJOR_L

Date Exported: 5/14/2020

This information is for display purposes only. No liability is assumed as to the accuracy of the data delineated herein.

Clark County City of Laughlin
 2020-2024 | CDBG Capital
 Improvement Plans
 Proposed Projects

Clark County, Nevada



GEOGRAPHIC
 INFORMATION
 SYSTEMS

Legend

City Boundary

CIP Project Plans

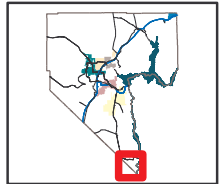
2020 to 2024

2020 Block Grant Eligibility

**Layer4
 LOWMOD**

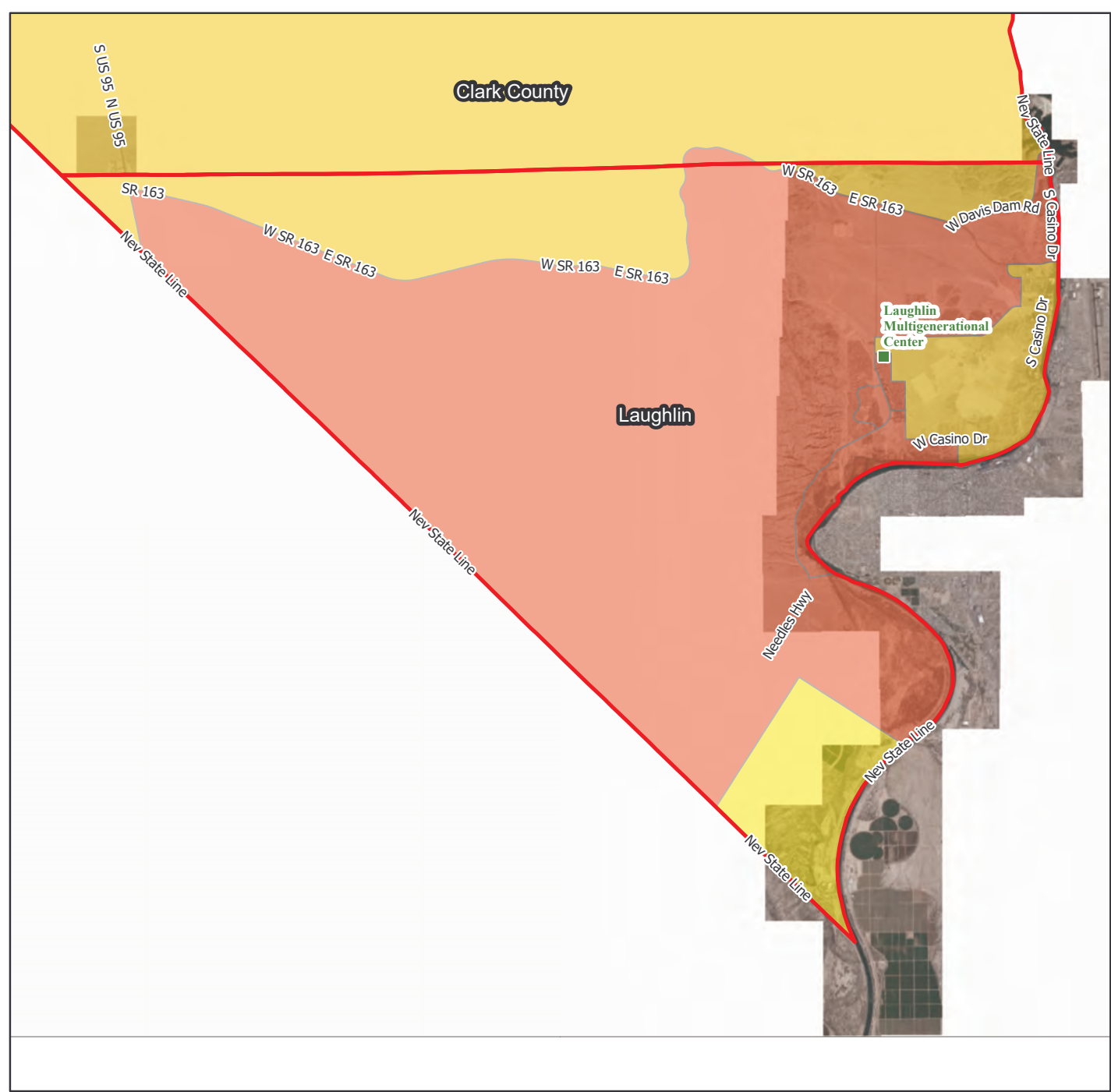
- ≤100
- ≤200
- ≤300
- ≤400
- ≤500
- ≤600
- ≤700
- ≤800
- ≤900
- ≤1000
- ≤2000
- ≤3000
- ≤4000

GISMO.GISMO.SCLMAJOR_L



Date Exported: 5/14/2020

This information is for display purposes only. No liability is assumed as to the accuracy of the data delineated herein.





GEOGRAPHIC
INFORMATION
SYSTEMS

This information is for display purposes only. No liability is assumed as to the accuracy of the data delineated herein.

Nevada Partners, Inc.
Youth Empowerment Center
and
Hospitality Workforce
2020-2024 | CDBG Capital
Improvement Plans Proposed Projects
Clark County, Nevada



Date Exported: 5/15/2020



GEOGRAPHIC
INFORMATION
SYSTEMS

This information is for display purposes only. No liability is assumed as to the accuracy of the data delineated herein.

Sunrise Multi-Generational Community Center
2020-2024 | CDBG Capital
Improvement Plans Proposed Projects

Clark County, Nevada



Date Exported: 5/15/2020



**Parkdale Park
Basketball/Pool
Renovation**

Sunrise Manor



GEOGRAPHIC
INFORMATION
SYSTEMS

This information is for display purposes only. No liability is assumed as to the accuracy of the data delineated herein.

Clark County Parks & Recreation
Parkdale Park Basketball/Pool Renovation
2020-2024 | CDBG Capital
Improvement Plans Proposed Projects



Date Exported: 5/15/2020

Clark County, Nevada



GEOGRAPHIC
INFORMATION
SYSTEMS

This information is for display purposes only. No liability is assumed as to the accuracy of the data delineated herein.

Nevada Partnership for Homeless Youth
Outreach Volunteer
and
Operations Center
2020-2024 | CDBG Capital
Improvement Plans Proposed Projects
Clark County, Nevada



Date Exported: 5/15/2020



GEOGRAPHIC
INFORMATION
SYSTEMS

This information is for display purposes only. No liability is assumed as to the accuracy of the data delineated herein.

Expansion of Nevada Health Centers
(Martin Luther King Health Center)
2020-2024 | CDBG Capital
Improvement Plans Proposed Projects

Clark County, Nevada



Date Exported: 5/15/2020



GEOGRAPHIC
INFORMATION
SYSTEMS

This information is for display purposes only. No liability is assumed as to the accuracy of the data delineated herein.

Clark County Parks & Recreation
Laughlin Multigenerational Center
2020-2024 | CDBG Capital
Improvement Plans Proposed Projects

Clark County, Nevada



Date Exported: 5/15/2020



GEOGRAPHIC
INFORMATION
SYSTEMS

This information is for display purposes only. No liability is assumed as to the accuracy of the data delineated herein.

Lutheran Social Services of Nevada
Journey Senior Services Center
2020-2024 | CDBG Capital
Improvement Plans Proposed Projects

Clark County, Nevada



Date Exported: 5/15/2020



GEOGRAPHIC
INFORMATION
SYSTEMS

This information is for display purposes only. No liability is assumed as to the accuracy of the data delineated herein.

Jewish Family Services Agency
Building Enhancement
2020-2024 | CDBG Capital
Improvement Plans Proposed Projects

Clark County, Nevada



Date Exported: 5/15/2020



GEOGRAPHIC
INFORMATION
SYSTEMS


This information is for display purposes only. No liability is assumed as to the accuracy of the data delineated herein.

Accessible Space, Inc.
Hastings House Capital Improvements
2020-2024 | CDBG Capital
Improvement Plans Proposed Projects

Clark County, Nevada



Date Exported: 5/15/2020



GEOGRAPHIC
INFORMATION
SYSTEMS

This information is for display purposes only. No liability is assumed as to the accuracy of the data delineated herein.

The Family Promise of Las Vegas
Family Navigation Center
2020-2024 | CDBG Capital
Improvement Plans Proposed Projects

Clark County, Nevada



Date Exported: 5/15/2020



GEOGRAPHIC
INFORMATION
SYSTEMS

This information is for display purposes only. No liability is assumed as to the accuracy of the data delineated herein.

Bridge Counseling Associates, Inc.
Bridge Adult Transitional Housing
and
Youth Residential Treatment Project
2020-2024 | CDBG Capital
Improvement Plans Proposed Projects
Clark County, Nevada



Date Exported: 5/15/2020



GEOGRAPHIC
INFORMATION
SYSTEMS

This information is for display purposes only. No liability is assumed as to the accuracy of the data delineated herein.

St. Jude's Ranch for Children
Healing Center
2020-2024 | CDBG Capital
Improvement Plans Proposed Projects

Clark County, Nevada



Date Exported: 5/15/2020



GEOGRAPHIC
INFORMATION
SYSTEMS

This information is for display purposes only. No liability is assumed as to the accuracy of the data delineated herein.

St. Jude's Ranch for Children
Healing Center
2020-2024 | CDBG Capital
Improvement Plans Proposed Projects

Clark County, Nevada



Date Exported: 5/15/2020



**Hafen Lane
Park Facility
Improvements** ■

**City of
Mesquite**



GEOGRAPHIC
INFORMATION
SYSTEMS

This information is for display purposes only. No liability is assumed as to the accuracy of the data delineated herein.

City of Mesquite
Hafen Lane Park Facility Improvements
2020-2024 | CDBG Capital
Improvement Plans Proposed Projects

Clark County, Nevada



Date Exported: 5/22/2020



**Fire Station #3
Energy Efficiency
Improvements**

**City of
Mesquite**



GEOGRAPHIC
INFORMATION
SYSTEMS

This information is for display purposes only. No liability is assumed as to the accuracy of the data delineated herein.

City of Mesquite
Fire Station #3
2020-2024 | CDBG Capital
Improvement Plans Proposed Projects

Clark County, Nevada



Date Exported: 5/15/2020



GEOGRAPHIC
INFORMATION
SYSTEMS

This information is for display purposes only. No liability is assumed as to the accuracy of the data delineated herein.

City of Mesquite
Pulsipher Park Shade Improvements
2020-2024 | CDBG Capital
Improvement Plans Proposed Projects

Clark County, Nevada



Date Exported: 5/22/2020



GEOGRAPHIC
INFORMATION
SYSTEMS

This information is for display purposes only. No liability is assumed as to the accuracy of the data delineated herein.

City of Mesquite
Senior Center Upgrades
and
Electrical Improvements
2020-2024 | CDBG Capital
Improvement Plans Proposed Projects

Clark County, Nevada



Date Exported: 5/15/2020



GEOGRAPHIC
INFORMATION
SYSTEMS

This information is for display purposes only. No liability is assumed as to the accuracy of the data delineated herein.

City of Mesquite
Recreation Center Improvements
2020-2024 | CDBG Capital
Improvement Plans Proposed Projects

Clark County, Nevada



Date Exported: 5/15/2020



Hunter Park
Improvements

City of
Mesquite



GEOGRAPHIC
INFORMATION
SYSTEMS

This information is for display purposes only. No liability is assumed as to the accuracy of the data delineated herein.

City of Mesquite
Hunter Park Improvements
2020-2024 | CDBG Capital
Improvement Plans Proposed Projects

Clark County, Nevada



Date Exported: 5/22/2020

EXHIBIT D

JEWISH FAMILY SERVICE AGENCY JEWISH FAMILY SERVICE AGENCY BUILDING ENHANCEMENT

PROJECT DESCRIPTION

This capital improvement project will use CDBG funds for the acquisition and remodel of an existing, free-standing building that will house the community non-profit organization Jewish Family Service Agency.

The project includes the acquisition of a free standing, 1-story office building on .47 acre located at 7560 West Sahara, Las Vegas, NV. The scope of work inside this 11,322 square foot building will be interior remodel only consisting of the creation of a new Food Pantry in one of the existing tenant spaces, the creation of a multi-purpose room for senior services and meetings in another of the tenant spaces and the remodel of another of the existing tenant spaces to create more offices, a secure entry and reception area and new file storage room.

The Agency's comprehensive range of social service program include:

- Professional Licensed Therapy for: individuals, couples, and families, including critical incident stress management and crisis intervention.
- Emergency food services provided to those with a financial crisis including a food pantry, Kosher Meals on Wheels, Senior Share Food Delivery, Farmer's Market food vouchers for seniors and emergency food vouchers.
- The Las Vegas Senior Lifeline provides supportive services to vulnerable low-income seniors to assist them to remain independent in their homes. Services include case management, homemaking, durable medical equipment and supplies, prescription and medial co-payment assistance, nutrition and medical transportation, congregate meals and home delivered meals.
- Emergency aid services that include a temporary emergency shelter, emergency transportation, and financial assistance with rent, mortgage and utilities.

PROJECT READINESS TO PROCEED

Jewish Family Services Agency will purchase and maintains site control of this .47 acre property. Site is zoned Professional and Office Parking and suitable for this project.

This project is ready to proceed with the architectural design and the environmental review process. This project will be funded years one, two and three.

PROJECT BUDGET

	Requested	Private/In-Kind
Cost Estimate		
Acquisition	\$1,176,055	\$0
Construction	\$238,871	\$0
Development	\$175,000	\$0
Other Development Costs	\$25,000	\$0
Total Costs	<u>\$2,199,926</u>	<u>\$0.00</u>

CDBG ELIGIBILITY ASSESSMENT

Expansion and Renovation of Public Facilities is an eligible use of CDBG funds per the following citation.

Statutory Justification - Section 570.201 under Basic eligible activities states that:

“CDBG funds may be used for the following activities:

C. Public Facilities and improvements. Acquisition, construction, reconstruction, rehabilitation or installation of public facilities and improvements, except as provided in 570.207(a), carried out by the recipient or other public or private non-profit entities...”

Comment- Jewish Family Services Agency expansion and renovation an office building that serves as a public facility is an eligible activity under Section 570.201(c).

National Objective - Section 570.208 under Criteria for National Objectives states:

CFR 570.208(2)(i) Criteria for National objectives states under the criteria for “Limited Clientele activities”, that it must be “An activity which benefits a limited clientele, at least 51 percent of who are low- or moderate-income persons.” Subparagraphs (A), (B), (C), and (D) further reference that they must “Benefit a clientele who are generally presumed to be principally low- and moderate-income persons.” Although JFSA provides supportive services for economically disadvantaged families and individuals they do not primarily serve one of the “presumed eligible” groups. Therefore, the JFSA must

“Require information on family size and income so that it is evident that at least 51 percent of the clientele are persons whose family income does not exceed the low and moderate income limit; or have income eligibility requirements which limit the activity exclusively to low and moderate income persons; or be of such nature and be in such a location that it may be concluded that the activity’s clientele will primarily be low and moderate income persons.”

Comment – Renovating the existing office space to strengthen JFSA’s direct client services and overall operational efficiency will provide a continuum of services to those clientele being serviced. Based on federal regulations, HUD CDBG funds may be used for the acquisition, construction, or rehabilitation of facilities that are principally designed to serve a neighborhood and that will be used for social services or for multiple purposes (including recreation) and “will be considered to benefit low- and moderate-income persons unless there is substantial evidence to the contrary.” (570.208(a))

Proposed Jewish Family Service Agency’s building location (See Map 14).

PROJECT OUTCOMES

Jewish Family Service Agency will serve approximately 1,000 families per month in their food bank, measured by signed forms completed at each visit and logged in HMIS. They will also serve approximately 800 low-income seniors per month through Senior Lifeline/Senior Companion/Holocaust Survivor Services and 300 low-income senior per month are active as volunteers in Senior Corps tracked through their client database ClientTrack. Annually there are 400 families receiving emergency financial assistance and 40 new families created through the Adoption program as documented in Adoptions database. 200 individuals receive sliding scale counseling services tracked through their client database ClientTrack and 50 families are assisted through the Child Assessment Program as documented in individual client files.

Jewish Family Service Agency's existing building and future project site



Site plan of the proposed remodel and expansion

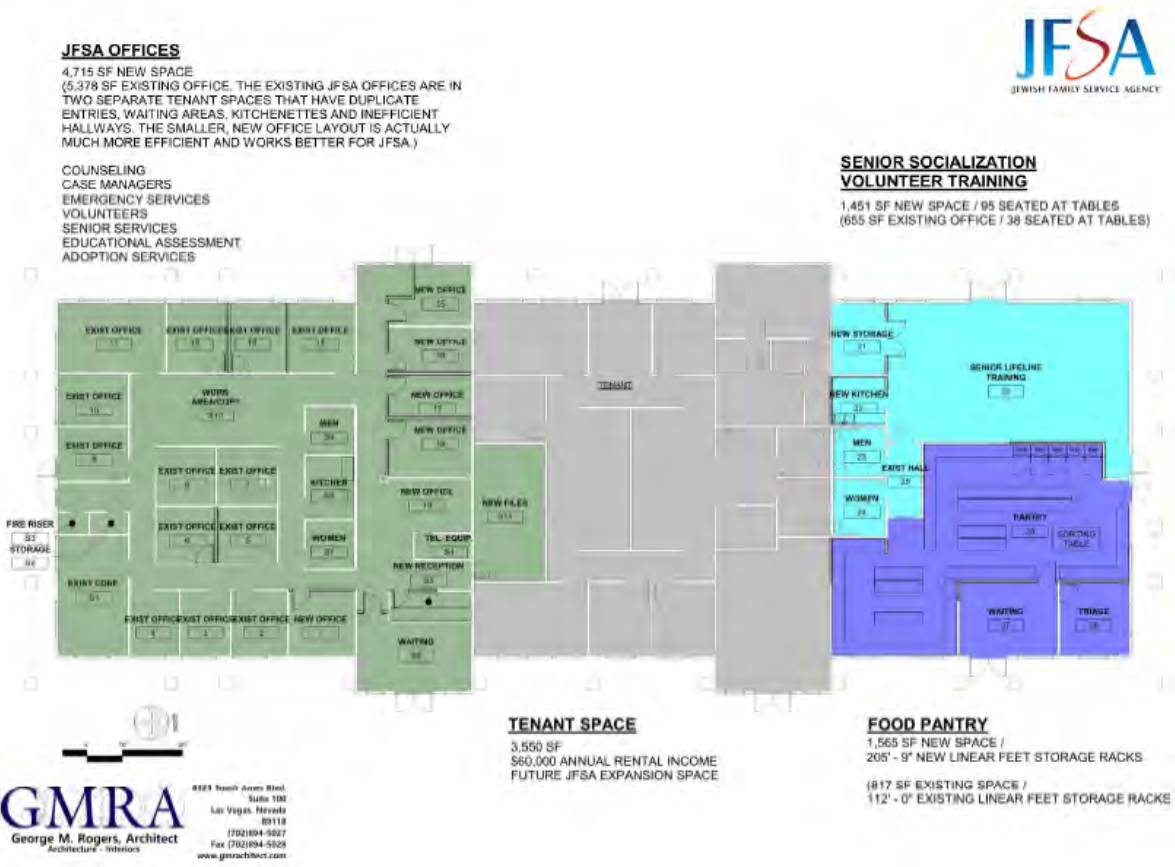


EXHIBIT E

FAMILY PROMISE OF LAS VEGAS LAS VEGAS FAMILY NAVIGATION CENTER

PROJECT DESCRIPTION

Family Promise of Las Vegas (FPLV) will construct an approximately 8,000 sq. ft Family Navigation Center (Family Resource Center) which will become the agency's permanent site for providing community and support services to economically disadvantaged families of Clark County that are at risk for homelessness and/or homeless. This center will include operating office space and program dedicated space. Family Promise plans to include a minimum of 5 transitional housing units on site which will provide the capacity to work intensely with families as they work towards self-sufficiency and transition to permanent housing. Classes will be held on site; parenting, financial management, workforce and employment support. This site is not intended to be used as a shelter. The families that reside on this property will be residents of the transitional units.

This project meets the county priority to provide decent affordable housing to underserved, economically challenged homeless families with minor children. In addition this new project will provide community and support services to prevent evictions of families at the 51% of area medium income and lower from entering the sheltering systems in our region.

This proposed project is located at 3110 E. Twain Avenue, Las Vegas, Nevada, 89121 on 1.14 acres of vacant land situated to the east of the intersection of Pecos Avenue and E. Twain Avenue. The project expects to serve approximately 500 families annually through services provided by FPLV's major programs.

PROJECT READINESS TO PROCEED

FPLV anticipates purchasing this property with the CDBG funding. Site is zoned for office and professional and the proposed zoning would be mixed used so variances and waivers will apply for this project.

This project is ready to proceed with the architectural design and the environmental review process. This project will be funded in year one.

PROJECT BUDGET

	Requested	Other/Private/In-Kind
Cost Estimate		
Acquisition	\$0	\$323,000
Construction	\$3,827,000	\$200,000
Development	\$473,000	\$200,000
Other Development Costs	\$0	\$794,000
Total Costs	<u>\$4,300,000</u>	<u>\$1,517,000</u>

CDBG ELIGIBILITY ASSESSMENT

Construction of Public Facilities is an eligible use of CDBG funds per the following citation.

Statutory Justification - Section 570.201 under Basic eligible activities states that:

“CDBG funds may be used for the following activities:

- C. Public Facilities and improvements. Acquisition, construction, reconstruction, rehabilitation or installation of public facilities and improvements, except as provided in 570.207(a), carried out by the recipient or other public or private non-profit entities...”

Comment- Constructing a new navigation center building with transition housing is an eligible activity under Section 570.201(c).

National Objective - Section 570.208 under Criteria for National Objectives states:

CFR 570.208(2)(i) Criteria for National objectives states under the criteria for “Limited Clientele activities”, that it must be “An activity which benefits a limited clientele, at least 51 percent of who are low- or moderate-income persons.” Subparagraphs (A), (B), (C), and (D) further reference that they must “Benefit a clientele who are generally presumed to be principally low- and moderate-income persons.” Disadvantaged families at risk of homelessness are not considered homeless and therefore have not been determined to belong to one of the “presumed eligible” groups. Therefore, Family Promise of Las Vegas must “Require information on family size and income so that it is evident that at least 51 percent of the clientele are persons whose family income does not exceed the low and moderate income limit; or have income eligibility requirements which limit the activity exclusively to low and moderate income persons; or be of such nature and be in such a location that it may be concluded that the activity’s clientele will primarily be low and moderate income persons.”

Comment – Constructing a new Las Vegas Navigation Center to provide supportive services to predominately low to moderate income households is an eligible program activity. To ensure CDBG eligibility, it will be necessary for Family Promise of Las Vegas to ensure that program participants meet the HUD low to moderate income criteria. Provided that the proper record keeping is employed, this non-profit organization should be able to demonstrate that the services are being provided to income eligible individuals, which primarily is their client base.

Proposed Family Promise of Las Vegas Family Navigation Center building location (See Map 14).

PROJECT OUTCOMES

Family Promise of Las Vegas is a 501-C3 non-profit organization which opened its doors to serve the needs of homeless families with minor children in April of 1996, operating for 23 years. The priority goal of FPLV is to respond to the crisis of homeless families and/or families at risk for homelessness, provide the essential support services and case management guidance to assist the family return to self-sufficiency. Family Promise's mission, is to: organize, sponsor, and develop services and facilities for homeless families in Las Vegas and Greater Clark County, including providing and making available, food, clothing, shelter and low cost housing.. Family Promise has historically been one of the very few agencies that provides services to intact families with no separation of parents and children by gender or age. All families served in the shelter program are kept together in the same room each night provided by the hospitality network shelter partners. The purpose of the organization is to make the episode of homelessness brief and non-recurring for Clark County families and their children. Data collection reports from HMIS show that 100% of the families that are served were Low to Moderate Income (LMI).

FPLV intends to help families receive crisis intervention services which will help them navigate their path to affordable housing and self-sufficiency. The new center will have five transitional apartment units that will create a warm and welcoming place for families to reside while they continue to work toward goals of transitioning to permanent housing. The design for the new building includes expanded space for programming to include a children's library, workforce training room, outdoor gathering space and children's playground. Case management staff will be available daily to assist families develop and achieve their self-sufficiency goals. It is expected to double the amount of families served after the opening the Family Navigation Center to approximately 500 families annually (1,500 economically disadvantaged parents and their children).

A rendering of the future Las Vegas Navigation Center



Conceptual floor plan for the Las Vegas Navigation Center

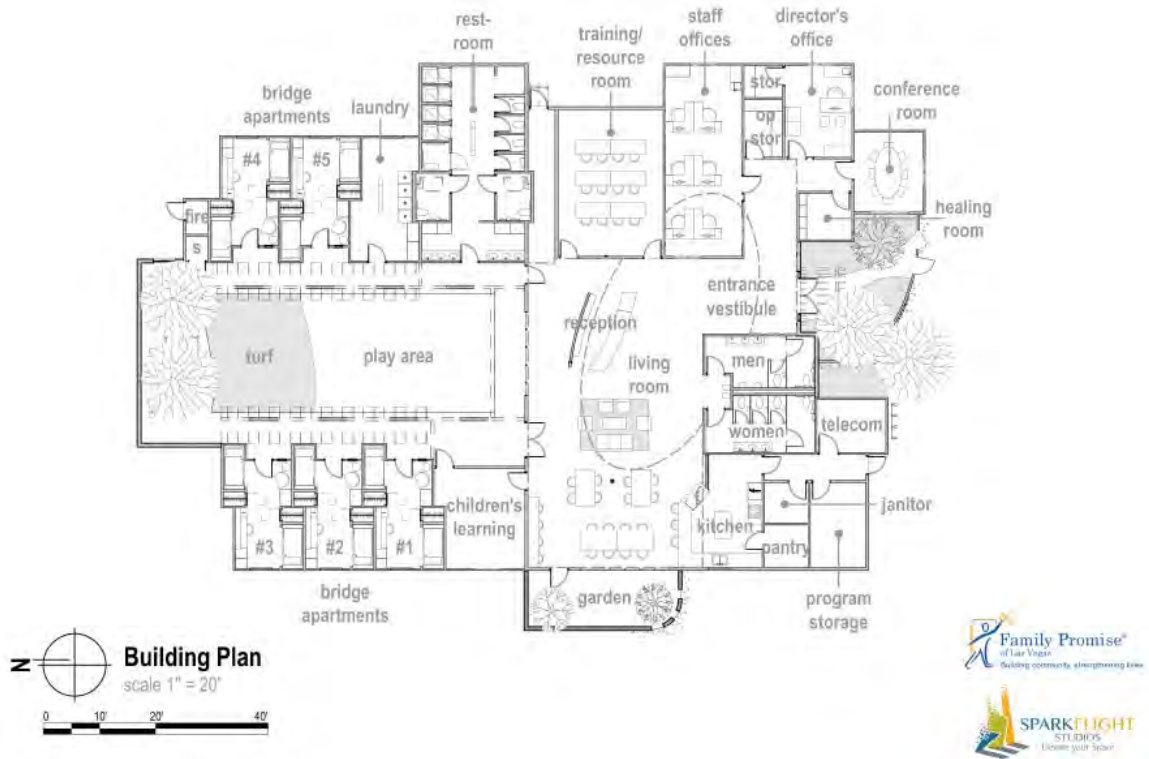


EXHIBIT F

CLARK COUNTY PARKS & RECREATION PARKDALE PARK BASKETBALL/POOL RENOVATION

PROJECT DESCRIPTION

This project plans to modernize, renovate and enhance the Parkdale Park basketball court and pool building located at 3200 Ferndale Street in unincorporated Clark County. The existing asphalt basketball court is to be removed and replaced with a basketball court (94'x 60') concrete basketball court (84'x 50' playing area). Project parameters include demolition of the existing asphalt court, sub-base, basketball goals, posts and footings; new earthwork, sub-base, irrigation adjustments, new concrete court, non-slip surfacing, striping, installation of new footings, posts and goals.

The pool building construction will convert the storage area to a first aid room, cashier area and observation area. This project includes the removal of interior counters/shelving, selective removal of interior wall, cutting in and installing new 5'W x 3'H cashier window with pass thru, installation of metal rolling shutter (non-electric), repainting walls and ceiling, polishing and resealing concrete floor, removal of existing fencing section and entrance door. It will also include installation of a new steel pool gate section at the lifeguard building and connect to the existing pool perimeter fencing. This includes (2) new self-closing/latching walk gates, core drilling deck for new fence post footings and patching the deck as needed. Installation of an additional sidewalk at new walk gate entrance will be added for better accessibility.

PROJECT READINESS TO PROCEED

Clark County maintains site control of this property. Site is zoned Public Facility and suitable for this project.

This project is ready to proceed with the architectural design and the environmental review process. This project will be funded year four.

PROJECT BUDGET

	Requested	Private/In-Kind
Cost Estimate		
Acquisition	\$0	\$0
Construction	\$344,730	\$0

Development	\$132,183	\$0
Other Development Costs	\$0	\$0
Total Costs	<u>\$476,193</u>	<u>\$0</u>

CDBG ELIGIBILITY ASSESSMENT

Expansion and Renovation of Public Facilities is an eligible use of CDBG funds per the following citation.

Statutory Justification - Section 570.201 under Basic eligible activities states that:

“CDBG funds may be used for the following activities:

Comment – Improving the existing Parkdale Park Basketball and Pool Renovation is an eligible activity under Section 570.201(c).

Section 570.208 under Criteria for National Objectives states:

“(1) Area Benefits Activities: (1) an activity, the benefits of which are available to all the residents in a particular area, which are at least 51 percent of the residents are low- and moderate- income persons. Such an area need not be coterminous with census tracts or other officially recognized boundaries but must the entire area served by the activity.

Comment – A CDBG funded capital facility must serve a majority of low- and moderate-income people if it is to be eligible under the ‘area benefit’ criteria. To determine whether an area meets the 51 percent test, it is necessary to first define its service area and percentage of families with income below 80 percent area median for proposed service area.

The assessment described below illustrates the test that is met for the proposed service area for the Parkdale Park 63 percent of the households in the services area are considered low- and moderate- income.

Census Tracts (Block Groups)	Low and Moderate Income Population	Total Population	Percent Low-to-Moderate Income
Block Group 2, Census Tract 16.07	630	1255	50.2
Block Group 3, Census Tract 16.07	560	995	56.28
Block Group 1, Census Tract 16.08	640	1160	55.17
Block Group 1, Census Tract 16.13	720	1490	48.32
Block Group 2, Census Tract 16.13	1150	1595	72.1
Block Group 3, Census Tract 16.13	445	875	50.86

Block Group 1, Census Tract 17.10	1370	2525	54.26
Block Group 3, Census Tract 18.01	575	675	85.19
Block Group 1, Census Tract 49.11	1710	2435	70.23
Block Group 2, Census Tract 50.05	1205	1715	70.26
Block Group 1, Census Tract 50.06	230	325	70.77
Block Group 2, Census Tract 50.06	1135	1395	81.36
Block Group 4, Census Tract 50.06	800	1540	51.95
Block Group 5, Census Tract 50.06	1045	1270	82.28
Area Totals	12215	19250	63%

Source: FY 2020 LMISD by Grantee - Summarized Block Group Data, 2010-2015 American Community Survey

Proposed Clark County Parkdale location (See Map 9).

PROJECT OUTCOMES

This project is essential for human development, improving motor skills, balancing cognitive skills (creativity, logic and problem solving) and enhancing self-esteem and socialization. Active play offers health benefits by improving fitness and well-being. Approximately 63 percent of all households in Parkdale area earn below the low/medium income. This project will directly benefit this group of residents. The estimated households in the area are 14,140 with a population estimate of 36,483. We will measure the use by using surveys, existing park use, and audits. These tools will help us collect data so that we can continue to be more efficient and more effective in creating great amenities within an established park for residents, workers, and visitors, to enjoy.

Instilling a foundation of active play in children will support active lifestyle as an adult. The health and wellness benefits and an improved quality of life are linked to physical activity and this project will deliver ad means to increase children’s activity levels while having fun and engaging entire family.

The proposed expansion of the basketball court at Parkdale Park



The existing basketball court and pool at Parkdale Park



EXHIBIT G

CLARK COUNTY PARKS & RECREATION LAUGHLIN MULTIGENERATIONAL CENTER

PROJECT DESCRIPTION

This capital improvement project is to add a new building to the Spirit Mountain Community Center and Park located at 1975 Arie Avenue in Laughlin. This request seeks to build a Multigenerational Center for all residents young and old to enjoy recreational programming in a modernized environment. The Laughlin project would include; a reception foyer, staff office, restrooms, two classrooms, game room, large central multi-use space with 14' foot high ceilings, break room, computer/library room, fitness room, MDF room, utility room, and storage rooms. New parking lot with an additional 20-30 parking stalls will be added to the existing parking lot. Also included is an approximate 2,000 sq. ft. outdoor patio/courtyard with partial covering, ornamental fencing, and exterior path of travel and Title 30 requirements. Grade and fill, allowance for retaining walls and site work needed to make site flat for construction. There will be accessibility path of travel upgrades for alterations. Landscaping and irrigation adjustments will need to be made to existing park. This center will allow children of varying abilities to play together. A Multigenerational center with a unique theme will be designed to attract everyone with all abilities to engage in a recreational experience.

PROJECT READINESS TO PROCEED

Clark County maintains site control of this property. Site is zoned Residential and suitable for this project.

This project is ready to proceed with the architectural design and the environmental review process. The County will cover the remaining \$699,926 of the funding request as based on the most recent cost estimate. This project will be funded year four and five.

PROJECT BUDGET

	Requested	Private/In-Kind
Cost Estimate		
Acquisition	\$0	\$0
Construction	\$3,047,356	\$3,047,356
Development	\$1,454,543	\$1,454,543
Other Development Costs	\$168,500	\$168,500
Total Costs	<u>\$ 4,670,399</u>	<u>\$4,670,399</u>

CDBG ELIGIBILITY ASSESSMENT

Expansion and Renovation of Public Facilities is an eligible use of CDBG funds per the following citation.

Statutory Justification - Section 570.201 under Basic eligible activities states that:

“CDBG funds may be used for the following activities:

Comment – Improving the existing Laughlin Multigenerational Center is an eligible activity under Section 570.201(c).

Section 570.208 under Criteria for National Objectives states:

“(1) Area Benefits Activities: (1) an activity, the benefits of which are available to all the residents in a particular area, which are at least 51 percent of the residents are low- and moderate- income persons. Such an area need not be coterminous with census tracts or other officially recognized boundaries but must the entire area served by the activity.

Comment – A CDBG funded capital facility must serve a majority of low- and moderate-income people if it is to be eligible under the ‘area benefit’ criteria. To determine whether an area meets the 51 percent test, it is necessary to first define its service area and percentage of families with income below 80 percent area median for proposed service area.

The assessment described below illustrates that this test is met for the proposed service area for the Laughlin Multigenerational Community Center 63 percent of the households in the services area are considered low- and moderate- income.

Census Tracts (Block Groups)	Low and Moderate Income Population	Total Population	Percent Low-to-Moderate Income
Block Group 1, Census Tract 57.02	1195	1805	66.2
Block Group 2, Census Tract 57.02	220	230	95.65
Block Group 3, Census Tract 57.02	1055	1225	86.12
Block Group 1, Census Tract 57.04	1180	1975	59.75
Block Group 1, Census Tract 57.05	1170	2385	49.06
Area Totals	4820	7620	63%

Source: FY 2020 LMISD by Grantee - Summarized Block Group Data, 2010-2015 American Community Survey

Proposed Clark County Laughlin Multigenerational Center building location (See Map 12).

PROJECT OUTCOMES

Having a multigenerational center is essential for human development, improving motor skills, balancing cognitive skills (creativity, logic and problem solving) and enhancing self-esteem and socialization. Active play offers health benefits by improving fitness and well-being. Approximately 63 percent of all households in Laughlin earn below the low/medium income. This project will directly benefit this group of residents. The estimated households in the area is 5,043 with a population estimate of 10,154. We will measure the use by using surveys, existing park use, and audits. These tools will help us collect data so that we can continue to be more efficient and more effective in creating great programmed facilities for residents, workers, and visitors, to enjoy.

Instilling a foundation of active play in children will support active lifestyle as an adult. The health and wellness benefits and an improved quality of life are linked to physical activity and this project will deliver ad means to increase children's activity levels while having fun and engaging entire family.

Aerial photograph of the project site along with a conceptual drawing of the planned expansion



EXHIBIT H

CLARK COUNTY DEPARTMENT OF JUVENILE JUSTICE SERVICES SUNRISE MULTI-GENERATIONAL COMMUNITY CENTER

PROJECT DESCRIPTION

This capital improvement project will establish a new Multi-Generational Center in the space located between the baseball fields and the boxing gym through the Department of Juvenile Justice Services at Sunrise Park and Community Center. The existing buildings have been abandoned, are no longer functional and are beyond repair. Boards have been placed on all of the doors and windows and the building is slated to be demolished in January 2021.

This area of Las Vegas is also lacking general community services; which ultimately requires residents to travel outside of their neighborhood in order to access necessities such as education, training, and healthcare services. As a result, DJJS plans to construct a new multi-use building that will function as a community service center and training hub for residents of all ages.

The Clark County School District Department of Adult Education has committed to establishing adult educational services in the areas of High School Equivalency (HSE), adult standard diploma, English Language Learner (ELL) and College/Career guidance and assistance at the new center.

Workforce Connections will provide access to vocational education, training, and support services to assist community residents to acquire the skills and/or credentials to help them succeed in the labor market. Nevada Department of Employment, Training and Rehabilitation (DETR) is committed to partnering with DJJS and the other project partners by providing workforce related services such as job placement and training and services for people with disabilities

DJJS also plans to establish an array of youth-specific services at the Multi-Generational Center. Specifically, DJJS will establish an Evening Reporting Center (ERC) and a satellite Juvenile Probation office in an effort to streamline access for at-risk youth. ERC's provide supervision, activities and programming for youth after school. In addition, an ERC in the Northeast community will also streamline access to educational tutoring, treatment interventions and counseling services for probation youth.

PROJECT READINESS TO PROCEED

Clark County maintains site control of this property. Site is zoned Public Facility and suitable for this project.

This project is ready to proceed with the architectural design and the environmental review process. This project will be funded year five.

PROJECT BUDGET

	Requested	Private/In-Kind
Cost Estimate		
Acquisition	\$0	\$0
Construction	\$3,243,980	\$6,298,992
Development	\$0	\$2,149,242
Other Development Costs	\$0	\$105,000
Total Costs	<u>\$3,243,980</u>	<u>\$8,546,234</u>

CDBG ELIGIBILITY ASSESSMENT

Expansion and Renovation of Public Facilities is an eligible use of CDBG funds per the following citation.

Statutory Justification - Section 570.201 under Basic eligible activities states that:

“CDBG funds may be used for the following activities:

- C. Public Facilities and improvements. Acquisition, construction, reconstruction, rehabilitation or installation of public facilities and improvements, except as provided in 570.207(a), carried out by the recipient or other public or private non-profit entities...”

Comment- Department of Juvenile Justice’s construction of the multi-generational center is an eligible activity under Section 570.201(c).

National Objective - Section 570.208 under Criteria for National Objectives states:

“(1) Area Benefit Activities: (i) an activity, the benefits of which are available to all the residents in a particular area, where at least 51 percent of the residents are low- and

moderate-income persons. Such an area need not be coterminous with census tracts or other officially recognized boundaries but must the entire area served by the activity.”

Comment – A CDBG funded capital facility must serve a majority of low- and moderate-income people if it is to be eligible under the “area benefit” criteria. To determine whether an area meets the 51 percent test, it is necessary to first define its service area and percentage of families with incomes below 80 percent of area median for this proposed service area.

The assessment described below illustrates that this test is met for the proposed service area for the Sunrise Multi-Generational Community Center as 56 percent of households in the service area are considered low- and moderate- income.

Census Tracts (Block Groups)	Low and moderate Income Population	Total Population	Percent Low-to-Moderate Income
Block Group 1, Census Tract 5.13	2185	2600	84.04
Block Group 2, Census Tract 5.13	585	875	66.86
Block Group 3, Census Tract 5.13	230	550	41.82
Block Group 2, Census Tract 5.15	770	1065	72.3
Block Group 1, Census Tract 47.09	925	1525	60.66
Block Group 2, Census Tract 47.09	820	1230	66.67
Block Group 3, Census Tract 47.09	550	965	56.99
Block Group 4, Census Tract 47.09	1820	2035	89.43
Block Group 1, Census Tract 49.14	675	1205	56.02
Block Group 2, Census Tract 49.14	485	1370	35.4
Block Group 1, Census Tract 49.15	1050	2105	49.88
Block Group 2, Census Tract 49.15	425	1240	34.27
Block Group 1, Census Tract 49.16	440	500	88
Block Group 2, Census Tract 49.16	825	2200	37.5
Block Group 1, Census Tract 49.17	990	1940	51.03
Block Group 2, Census Tract 49.17	500	1190	42.02
Block Group 1, Census Tract 49.18	735	2500	29.4
Block Group 2, Census Tract 49.18	520	1605	32.4
Block Group 1, Census Tract 49.19	765	2630	29.09
Block Group 1, Census Tract 62.01	1670	2005	83.29
Block Group 2, Census Tract 62.01	1200	1580	75.95
Block Group 1, Census Tract 62.02	870	1510	57.62
Block Group 2, Census Tract 62.02	1580	2385	66.25
Block Group 1, Census Tract 62.03	1035	2020	51.24
Block Group 2, Census Tract 62.03	685	1110	61.71
Block Group 1, Census Tract 62.04	1505	3460	43.5
Block Group 2, Census Tract 62.04	590	1230	47.97

Block Group 1, Census Tract 71	760	980	77.55
Block Group 2, Census Tract 71	935	1675	55.82
Block Group 3, Census Tract 71	530	670	79.1
Block Group 2, Census Tract 78	45	50	90
Area Totals	26700	48005	56%

Source: FY 2020 LMISD by Grantee - Summarized Block Group Data, 2010-2015 American Community Survey

Proposed Clark County Juvenile Justice building location (See Map 8).

PROJECT OUTCOMES

This project will service disadvantaged and at-risk youth, families and seniors from the targeted service area of northeast Las Vegas and North Las Vegas. Juvenile Justice is continually promoting community-based programs and services while partnering with local and state human service agencies, schools and law enforcement to better serve disadvantaged citizens of Clark County.

- Increase the number of people who access adult education services through CCSD
- Increase the number of residents who access English Learner Language courses
- Decrease the number of youth referred to DJJS
- Increase the number of youth and adults who access vocational programming education classes

Aerial photograph of the proposed site for the Sunrise Multi-Generational Community Center



EXHIBIT I

BRIDGE COUNSELING ASSOCIATES, INC. BRIDGE ADULT TRANSITIONAL HOUSING AND YOUTH RESIDENTIAL TREATMENT PROJECT

PROJECT DESCRIPTION

This capital improvement project will provide funding for transitional housing and residential treatment facilities especially for those with Serious Mental Illness (SMI) adults and Seriously Emotionally Disturbed (SED) persons under 18. Bridge Counseling Association, Inc. owns a 4-acre parcel with parking and building infrastructure at 4221 McLeod Drive to support two homeless facilities/projects.

This activity consists of two interrelated projects:

Project 1: Expansion by New Construction -- Adult Facility: The Women's Residential Treatment Shelter that will shelter 20 women at one time and the Adult Transitional Housing Units will house 120 adults at one time.

This facility will be an expansion of the existing Bridge Counseling headquarters, a nationally Certified Community Behavioral Health Clinic (CCBHC) where behavioral health outpatient and intensive outpatient, and a full range of wrap-around services are currently provided. A licensed detox facility and a men's Residential Treatment Shelter (RTS) within Bridge's existing facility will be completed by the end of this year (renovations are nearly complete).

Because the existing building already operates as an outpatient treatment facility certified by the Nevada Substance Abuse, Prevention, and Treatment Agency (SAPTA) and by a national treatment facility designation of Certified Community Behavioral Health Clinic (CCBHC) through the Substance Abuse and Mental Health Services Administration (SAMHSA), its expansion to add living spaces will ensure that extensive supportive resources will be available when residents relapse and require additional mental health or substance abuse treatment.

Situated on the northeast portion of this four-acre (+/-) parcel, the proposed north wing expansion project will expand from the northeast section of the existing outpatient facility. An integrated entry/foyer will be created as part of the existing structure and expand northward to a newly constructed two-story living facility providing new transitional living spaces and a women's residential treatment shelter.

Project 2: Expansion by Renovation --Youth Facility:

A Psychiatric Residential Treatment Facility expected to house from 12-20 young people, under age 21, based upon state licensing requirements.

This facility, located on the southwest corner of our four-acre (+/-) parcel, will be a renovation project utilizing a solidly constructed, concrete block building of approximately 4,464 square feet. As a response to the community need Bridge Counseling will be converting this building into a Nevada state certified Psychiatric Residential Treatment Facility for those under age 21. Ideally located on this McLeod campus, its placement is next to a private office parking lot on its southern exposure and a lower elevated western exposure to a large right-of-way area and a warehouse

campus having a minimally developed parking and driveway access. Therefore, there is little opportunity for interaction with neighbors in either direction.

Concept drawings present a basic layout of central restrooms which will, in final stages, provide much more privacy and be constructed with strategies preventing or limiting opportunities for self-harm or harm to others. Sleeping/living areas will provide semi-private or private areas with the mental health and personal safety of the young person in mind. Males and females will be separated in the living and the restroom areas.

The “recreational” area at the far south end of the building is approximately 10,246 square feet and has a ceiling approximately 12 feet high. This area will be equipped with appropriate indoor sports/recreational equipment as well as movable seating and tables for a classroom and/or craft area. This area will also be utilized as a common eating area where meals will be served catered by the on-campus commercial kitchen and/or via outside catering vendor/s.

The existing office space, approximately 648 square feet at the north end of the building, will be updated and used by 24/7 professional onsite staff as an intake area, smaller group meeting area, and a family visitation area. It includes a 64 square foot all-gender restroom and a 125 square foot private office/meeting room. It is separate from the treatment and living areas for purposes of security and privacy of residential clients. Along a portion of the front of the building, which faces west onto the current large parking lot of Bridge Counseling, will be small office/study rooms (approximately 240 square feet) serving two purposes including individual therapy and as single study rooms for those attending school remotely.

PROJECT READINESS TO PROCEED

Bridge Counseling Associates, Inc. maintains site control of this 4 acre site. Site is zoned Residential C-P business and professional for integrated development and suitable for this project.

This project is ready to proceed with the architectural design and the environmental review process. This project will be funded in year two.

PROJECT BUDGET

	Requested	Private/In-Kind
Cost Estimate		
Acquisition	\$0	\$0
Construction	\$3,652,658	\$1,000,000
Development	\$258,903	\$0
Other Development Costs	\$330,457	\$0
 Total Costs	 <u>\$4,242,019</u>	 <u>\$1,000,000</u>

CDBG ELIGIBILITY ASSESSMENT

Expansion and Renovation of Public Facilities is an eligible use of CDBG funds per the following citation.

Statutory Justification - Section 570.201 under Basic eligible activities states that:

“CDBG funds may be used for the following activities:

- C. Public Facilities and improvements. Acquisition, construction, reconstruction, rehabilitation or installation of public facilities and improvements, except as provided in 570.207(a), carried out by the recipient or other public or private non-profit entities...”

Comment- Bridge Counseling Associates, Inc. expansion of a public facility is an eligible activity under Section 570.201(c).

National Objective - Section 570.208 under Criteria for National Objectives states:

CFR 570.208(2)(i) Criteria for National objectives states under the criteria for “Limited Clientele activities”, that it must be “An activity which benefits a limited clientele, at least 51 percent of who are low- or moderate-income persons.” Subparagraphs (A), (B), (C), and (D) further reference that they must “Benefit a clientele who are generally presumed to be principally low- and moderate-income persons.” Bridge Counseling Associates, Inc. is serving a variety of clientele and are not strictly limited to exclusively serving one of the “presumed eligible” groups. Therefore, Bridge Counseling Associates, Inc. must “Require information on family size and income so that it is evident that at least 51 percent of the clientele are persons whose family income does not exceed the low and moderate income limit; or have income eligibility requirements which limit the activity exclusively to low and moderate income persons; or be of such nature and be in such a location that it may be concluded that the activity’s clientele will primarily be low and moderate income persons.”

Comment – The expansion and renovation of a health facility is an eligible program activity. To ensure CDBG eligibility, it will be necessary for Bridge Counseling Associates, Inc. to ensure that program participants meet the HUD low to moderate income criteria. Provided that the proper record keeping is employed, this non-profit organization should be able to demonstrate that the services are being provided to income eligible individuals, which is primarily their client base.

Comment – Renovating the existing buildings shall strengthen BCA’s direct client services for transitional housing and residential treatment facilities for the Homeless, especially those with Serious Mental Illness (SMI) adults and Seriously Emotionally Disturbed (SED) persons under 18. Based on federal regulations, HUD CDBG funds may be used for the acquisition, construction, or rehabilitation of physical or mental health facilities. Examples of such facilities include neighborhood clinics, hospitals, nursing homes, and convalescent homes. These type of health facilities “will be considered to benefit low- and moderate- income persons unless there is substantial evidence to the contrary.” (570.208(a))

Bridge Counseling Associates, Inc. building location (See Map 17).

PROJECT OUTCOMES

Clients to be served Bridge Counseling Associates, Inc. will be engaged primarily through Bridge's own Crisis Stabilization Center, Bridge's outreach efforts, and referrals from partner organizations. Criteria for inclusion will include homelessness, an expressed or otherwise identified need for substance use disorder and/or mental health treatment, case management services, located in Clark County Nevada. The ultimate goal of the project is to provide enhanced and expanded mental health and substance abuse treatment services to homeless individuals.

Bridge will develop and implement strategies to recruit and engage clients in shelter, transitional housing, or youth residential care to ensure that clients with the greatest need are being served by the program: The program design for these homeless-specific services includes case management and substance use disorder and/or mental health services. Bridge will expand its case management program as a homeless client engagement and care coordination tool that is more intensive and advocacy-like for the homeless population to improve treatment outcomes.

The Bridge projects will serve up to 240 LMI adults in the transitional units based upon six month stays, up to 80 adult women in the Residential Treatment Shelter based upon three month stays with the maximum number of beds at 20, and up to 80 youth based upon the maximum of 20 beds with an average of 90 day stays, annually. These projections are based upon the maximum number of beds allotted within final designs and that the beds are continuously filled.

Renderings of the existing facility and the proposed renovation and expansion





EXHIBIT J

ACCESSIBLE SPACE, INC. HASTINGS HOUSE CAPITAL IMPROVEMENTS

PROJECT DESCRIPTION

This capital improvement project will involve a remodel to Hastings House, an eight unit accessible, affordable group home owned and operated by Accessible Space, Inc. (ASI). Hastings House is located at 3253 Hastings Avenue, Las Vegas, Nevada 89107, built on a 0.51 acre site. Originally the building consisted of a main house and pool with pool house acquired by ASI in September 1998. Due to safety concerns, the pool has since been filled in. The pool house has been remodeled to accommodate three bedrooms and the main house includes five bedrooms.

Hastings House was purchased to provide an accessible, home-like residence for persons receiving rehabilitation services at the Nevada Community Enrichment Program (NCEP), an affiliate of ASI. The population served at Hastings House had no available, accessible residence in Clark County either due to their injury/disability or the distance from their residence. Individuals receiving services from NCEP are currently transitioning from hospitals or acute care settings but have not yet acquired the skills to live without supervision and support in the community.

Hastings House is over 65 years old and several of the building's elements are in need of capital improvements.

Hastings House improvements will include.

- Construct an extension to the main house which would add two accessible bedrooms and one accessible bathroom;
- The pool house will remain in use in its existing form;
- Refurbish the laundry room to be accessible;
- Construct a new wall for resident privacy to replace a half wall in one bedroom;
- Refurbish the main kitchen to eliminate the built-in refrigerator as well as update the cabinetry and countertops;
- Demolish the second kitchen, substantially remodel and create a large dining room;
- Replace rear double door;
- Update the three bathrooms to become accessible, roll-in showers, grab bars;
- Update the front façade of the house and repaint;

PROJECT READINESS TO PROCEED

Accessible Space, Inc. maintains site control of this .51 acre property. Site is zoned Residential and suitable for this project.

This project is ready to proceed with the architectural design and the environmental review process. This project will be funded year one.

PROJECT BUDGET

	Requested	Private/In-Kind
Cost Estimate		
Construction	\$ 280,095	\$ 56,190
Development	\$ 115,798	\$ 23,160
Other Development Costs	\$ 3,902	\$ 650
Total Costs	<u>\$ 400,000</u>	<u>\$ 80,000</u>

CDBG ELIGIBILITY ASSESSMENT

Construction of Disabled Facilities is an eligible use of CDBG funds per the following citation.

Statutory Justification - Section 570.201 under Basic eligible activities states that:

“CDBG funds may be used for the following activities:

- C. Public Facilities and improvements. Acquisition, construction, reconstruction, rehabilitation or installation of public facilities and improvements...”

Comment- Hastings House Capital Improvements, a public facility designed to meet the needs of people with traumatic brain injuries and disabilities, is an eligible activity under Section 570.201(c).

National Objective - The improvements to Hastings House is an eligible use of CDBG funds, as facilities and programs serving disabled people are considered as “presumed eligible”, (that is that 51% of the program participants have income that are equal to or less than 80% of the area’s median family income), unless there is substantial evidence to the contrary that a majority of such disabled people actually exceed HUD income levels.

Listed below is the statutory requirement for this “presumed eligible” activity
24 CFR 570.208(a)

“(2) Limited clientele activities. (i)(A) Benefit a clientele who are generally presumed to be principally low- and moderate-income persons. Activities that exclusively serve a group of persons in any one or a combination of the following categories may be presumed to benefit persons, 51 percent of whom are low- and moderate-income; abused children, battered spouses, elderly persons, adults meeting the Bureau of Census’ Current population Reports definition of “severely disabled”, homeless persons, illiterate adults, persons living with AIDS, and migrant farm workers; or”

Comment – Based on these federal regulations, HUD CDBG funds may be used for the acquisition, construction, or rehabilitation of centers, group homes, and other facilities (except permanent housing) for persons with disabilities and that such facilities “... will be considered to benefit low- and moderate-income persons unless there is substantial evidence to the contrary.” (570.208(a))

Proposed Accessible Space, Inc. Hasting House Capital Improvements location (See Map 15).

PROJECT OUTCOMES

ASI exists as a cost-effective alternative to long-term institutional care for traumatically brain injured; mobility impaired, and physically disabled adults who require support services. ASI’s philosophy is based on the belief that many traumatically brain injured, mobility impaired, and physically disabled adults are capable of participating in the management of the support services they require. This commitment to self-reliance is demonstrated through ASI's nationally recognized resident-driven service provision, empowering ASI residents to participate in the daily management of the services provided in their ASI homes/apartments.

ASI is unique on a national level, offering individuals with brain injuries, mobility impairments and severe physical disabilities a viable “middle ground” between inappropriate institutionalization and total independent living. Physical, economic, vocational and social independence, self-reliance and integration are encouraged as part of ASI's programs. By offering resident directed services and independent housing, ASI promotes self-reliance and personal growth for adults with brain injuries, mobility impairments and severe physical disabilities.

ASI currently provides accessible, subsidized housing and a broad range of support services to very low-income adults with severe physical disabilities and brain injuries, as well as seniors. ASI individuals with spinal cord injuries resulting in quadriplegia and paraplegia, traumatic brain injury, amputation, multiple sclerosis, cerebral palsy, spina bifida, congenital deformities, stroke, ataxia, post-polio, muscular dystrophy and other orthopedic, neurological and muscular disorders. ASI serves over 3,200 consumers and provides extended services and referrals to over 3,500 individuals and family members.

ASI's Services for Individuals with Mobility Impairments serves very low-income adults with mobility impairments. The severity of the effects of extreme mobility impairment generally result in the need of some form of daily care for the remainder of these individuals lives. Based on the personal needs of individuals with mobility impairments that must be met with a level of dignity and self-respect, ASI provides accessible, subsidized housing with private bedrooms and shared common living areas, accessible subsidized apartments, personal assistance and housekeeping/chore services, resident directed services at each location, access to transportation services, and information/referral. ASI has provided accessible, affordable housing and services for very low income individuals with disabilities in the Las Vegas metropolitan area and the State of Nevada since 1994.

The Nevada Community Enrichment Program (NCEP) is ASI's response to the need for community-based residential and day treatment services for individuals with traumatic brain injuries in Nevada. This program serves individuals from Las Vegas and Greater Nevada at its program site in Las Vegas. Utilizing a milieu approach to therapies and services for individuals with traumatic brain injuries, participants are provided with a range of activities and services that are designed to promote their return to the community as active independent participants. Additional services provided to residents include assistive technology services, an assistive technology loan program, chemical dependency services, independent living services, and information/referral. NCEP's residential site, Hastings House is fully integrated into the community allowing residents full access to community resources and opportunities.

CDBG funds will help enable ASI to keep pace with increasing demands for transitional housing with services for TBI survivors from Clark County residents and from primary source referrals including Desert Regional Center (DRC). The DRC is a state operated regional center and assisting individuals with intellectual and/or developmental disabilities by arranging for and monitoring housing and support services. Currently, the DRC alone has 12 Nevada residents referred to out of state locations in order to provide the available resident services needed. The reimbursement rate for these individuals averages 3.5 times the reimbursement rate for someone in ASI's 24-hour Hastings House placement. The long-term goal of ASI is to alleviate out of state costs to Nevada and Clark County and to reduce the cost and stresses of displaced residents and families forced to move out of state to receive necessary services.

EXHIBIT K
ST. JUDE'S RANCH FOR CHILDREN
HEALING CENTER

PROJECT DESCRIPTION

St. Jude's Ranch for Children is creating a first of its kind 13-acre Healing Center devoted to serving child victims of sex trafficking. The new Healing Center will be separated from the existing therapeutic foster care campus although administrative services and management will support both programs. The new plans include multiple homes that create a sense of safety through family-styled residential services, as well as buildings housing an on-site school, computer lab, library, clinical offices, physical fitness room, and an Emergency Shelter.

Designed to serve the growing need for therapeutic victim-centered services, the Healing Center will fill an existing gap in services available in southern Nevada. Youth served will be under 18 years old and in the custody of the Clark County Department of Family Services or of Clark County Juvenile Justice Services. Currently youth victims of sex trafficking have limited resources to help them heal and move past victimization. Through coordination with law enforcement, County partners and community providers, victims are referred and immediately placed into the program.

This project will expand existing services to child victims who currently are only provided support services not including housing. This project will be the first regional program combining housing with intensive support services. Additionally child victims are aided in completing their education, obtaining employment, and securing housing in the community upon exiting the program.

PROJECT READINESS TO PROCEED

St Jude's Ranch for Kids maintains site control of this 13 acre property. Site is zoned Multiple- Family Residential (18 units per acre) (R-3) and is suitable for this project.

This project is ready to proceed with the architectural design and the environmental review process. This project will be funded years three and four.

PROJECT BUDGET

	Requested	Other/Private/In-Kind
Cost Estimate		
Acquisition	\$0	\$0
Construction	\$3,000,000	\$8,485,507
Development	\$0	\$2,370,205
Other Development Costs	\$0	\$1,378,260
		SSS
Total Costs	\$3,000,000	\$12,233,972

CDBG ELIGIBILITY ASSESSMENT

Expansion and Renovation of Public Facilities is an eligible use of CDBG funds per the following citation.

Statutory Justification - Section 570.201 under Basic eligible activities states that:

“CDBG funds may be used for the following activities:

- C. Public Facilities and improvements. Acquisition, construction, reconstruction, rehabilitation or installation of public facilities and improvements, except as provided in 570.207(a), carried out by the recipient or other public or private non-profit entities...”

Comment- St. Jude’s Ranch for Children’s expansion and renovation of their campus (which operates as a public facility) is an eligible activity under Section 570.201(c).

National Objective - Section 570.208 under Criteria for National Objectives states:

CFR 570.208(2)(i) Criteria for National objectives states under the criteria for “Limited Clientele activities”, that it must be “An activity which benefits a limited clientele, at least 51 percent of who are low- or moderate-income persons.” Subparagraphs (A), (B), (C), and (D) further reference that they must “Benefit a clientele who are generally presumed to be principally low- and moderate-income persons.” Activities that exclusively serve a group of persons in any one or a combination of the following categories may be presumed to benefit person, 51 percent of whom are low- and moderate-income; abused children, battered spouses, elderly persons, adults meeting the Bureau of Census’ Current population Reports definition of “severely disabled,” homeless persons, illiterate adults, persons living with AIDS, and migrant farm workers.”

Comment – Expansion of the property will make direct client services for youth victims of sex trafficking accessible as well as provide a continuum of services to abused children. Based on federal regulations, HUD CDBG funds may be used for the acquisition, construction, or rehabilitation of daycare centers, treatment facilities, or temporary housing for abused and neglected children “and will be considered to benefit low- and moderate- income persons unless there is substantial evidence to the contrary.” (570.208(a))

Proposed St. Jude’s Ranch for Children building location (Map 5).

PROJECT OUTCOMES

The Healing Center is designed to serve the growing need for therapeutic victim-centered services, and will fill an existing gap in services available in southern Nevada. Through coordination with law enforcement, County partners (Department of Juvenile Justice Services, Department of Family Services and Social Services) and community providers, victims are referred and immediately placed into the program to begin their healing process.

Created upon evidence-based practices and a therapeutic model of care, key outcomes of the program include changes in the youth’s behavior, completing educational goals, and exploring vocational training opportunities all while healing from the complex forms of abuse and trauma they have experienced. Program duration is expected to be for 12 months and then youth will transition into a lower level of care and/or reintegration in to the community. Upon completion, the Healing Center will be able to provide shelter and safety to 60 child victims of sex trafficking on any given day.

Aerial photo of the existing campus for St. Jude’s Ranch for Children

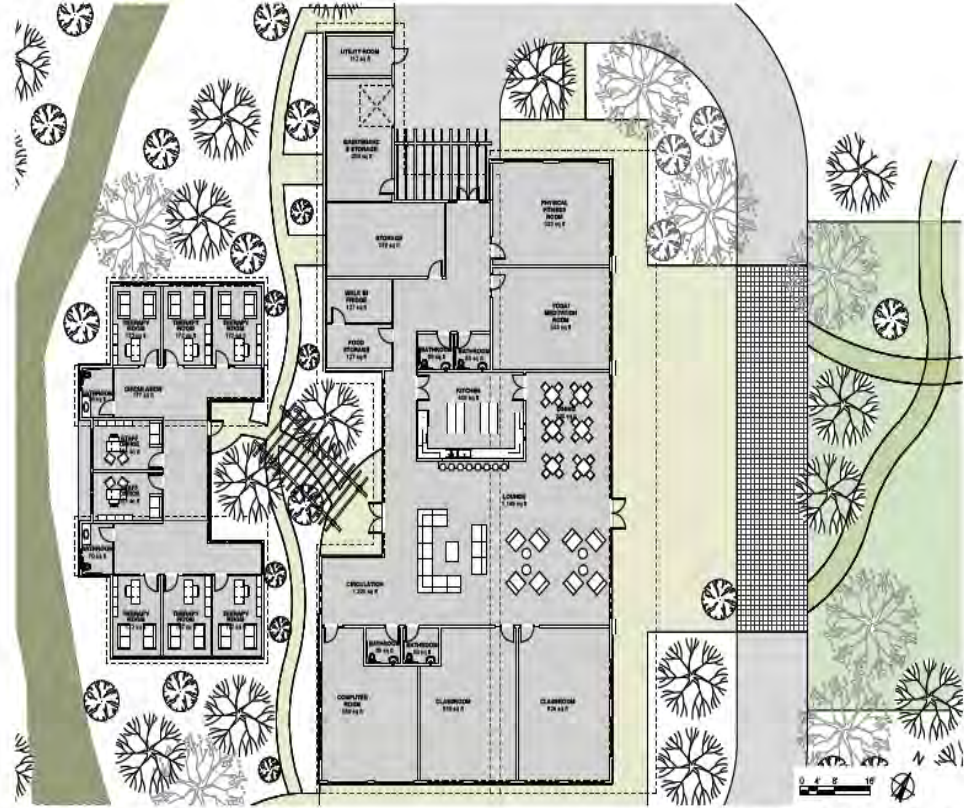


Conceptual site plan for the Healing Center



CONCEPTUAL SITE PLAN

Proposed floor plans – Multipurpose & Therapy Building Floor Plan



MULTI-PURPOSE & THERAPY BUILDING FLOOR PLAN

EXHIBIT I

BRIDGE COUNSELING ASSOCIATES, INC. BRIDGE ADULT TRANSITIONAL HOUSING AND YOUTH RESIDENTIAL TREATMENT PROJECT

PROJECT DESCRIPTION

This capital improvement project will provide funding for transitional housing and residential treatment facilities especially for those with Serious Mental Illness (SMI) adults and Seriously Emotionally Disturbed (SED) persons under 18. Bridge Counseling Association, Inc. owns a 4-acre parcel with parking and building infrastructure at 4221 McLeod Drive to support two homeless facilities/projects.

This activity consists of two interrelated projects:

Project 1: Expansion by New Construction -- Adult Facility: The Women's Residential Treatment Shelter that will shelter 20 women at one time and the Adult Transitional Housing Units will house 120 adults at one time.

This facility will be an expansion of the existing Bridge Counseling headquarters, a nationally Certified Community Behavioral Health Clinic (CCBHC) where behavioral health outpatient and intensive outpatient, and a full range of wrap-around services are currently provided. A licensed detox facility and a men's Residential Treatment Shelter (RTS) within Bridge's existing facility will be completed by the end of this year (renovations are nearly complete).

Because the existing building already operates as an outpatient treatment facility certified by the Nevada Substance Abuse, Prevention, and Treatment Agency (SAPTA) and by a national treatment facility designation of Certified Community Behavioral Health Clinic (CCBHC) through the Substance Abuse and Mental Health Services Administration (SAMHSA), its expansion to add living spaces will ensure that extensive supportive resources will be available when residents relapse and require additional mental health or substance abuse treatment.

Situated on the northeast portion of this four-acre (+/-) parcel, the proposed north wing expansion project will expand from the northeast section of the existing outpatient facility. An integrated entry/foyer will be created as part of the existing structure and expand northward to a newly constructed two-story living facility providing new transitional living spaces and a women's residential treatment shelter.

Project 2: Expansion by Renovation --Youth Facility:

A Psychiatric Residential Treatment Facility expected to house from 12-20 young people, under age 21, based upon state licensing requirements.

This facility, located on the southwest corner of our four-acre (+/-) parcel, will be a renovation project utilizing a solidly constructed, concrete block building of approximately 4,464 square feet. As a response to the community need Bridge Counseling will be converting this building into a Nevada state certified Psychiatric Residential Treatment Facility for those under age 21. Ideally located on this McLeod campus, its placement is next to a private office parking lot on its southern exposure and a lower elevated western exposure to a large right-of-way area and a warehouse

campus having a minimally developed parking and driveway access. Therefore, there is little opportunity for interaction with neighbors in either direction.

Concept drawings present a basic layout of central restrooms which will, in final stages, provide much more privacy and be constructed with strategies preventing or limiting opportunities for self-harm or harm to others. Sleeping/living areas will provide semi-private or private areas with the mental health and personal safety of the young person in mind. Males and females will be separated in the living and the restroom areas.

The “recreational” area at the far south end of the building is approximately 10,246 square feet and has a ceiling approximately 12 feet high. This area will be equipped with appropriate indoor sports/recreational equipment as well as movable seating and tables for a classroom and/or craft area. This area will also be utilized as a common eating area where meals will be served catered by the on-campus commercial kitchen and/or via outside catering vendor/s.

The existing office space, approximately 648 square feet at the north end of the building, will be updated and used by 24/7 professional onsite staff as an intake area, smaller group meeting area, and a family visitation area. It includes a 64 square foot all-gender restroom and a 125 square foot private office/meeting room. It is separate from the treatment and living areas for purposes of security and privacy of residential clients. Along a portion of the front of the building, which faces west onto the current large parking lot of Bridge Counseling, will be small office/study rooms (approximately 240 square feet) serving two purposes including individual therapy and as single study rooms for those attending school remotely.

PROJECT READINESS TO PROCEED

Bridge Counseling Associates, Inc. maintains site control of this 4 acre site. Site is zoned Residential C-P business and professional for integrated development and suitable for this project.

This project is ready to proceed with the architectural design and the environmental review process. This project will be funded in year two.

PROJECT BUDGET

	Requested	Private/In-Kind
Cost Estimate		
Acquisition	\$0	\$0
Construction	\$3,652,658	\$1,000,000
Development	\$258,903	\$0
Other Development Costs	\$330,457	\$0
 Total Costs	 <u>\$4,242,019</u>	 <u>\$1,000,000</u>

CDBG ELIGIBILITY ASSESSMENT

Expansion and Renovation of Public Facilities is an eligible use of CDBG funds per the following citation.

Statutory Justification - Section 570.201 under Basic eligible activities states that:

“CDBG funds may be used for the following activities:

- C. Public Facilities and improvements. Acquisition, construction, reconstruction, rehabilitation or installation of public facilities and improvements, except as provided in 570.207(a), carried out by the recipient or other public or private non-profit entities...”

Comment- Bridge Counseling Associates, Inc. expansion of a public facility is an eligible activity under Section 570.201(c).

National Objective - Section 570.208 under Criteria for National Objectives states:

CFR 570.208(2)(i) Criteria for National objectives states under the criteria for “Limited Clientele activities”, that it must be “An activity which benefits a limited clientele, at least 51 percent of who are low- or moderate-income persons.” Subparagraphs (A), (B), (C), and (D) further reference that they must “Benefit a clientele who are generally presumed to be principally low- and moderate-income persons.” Bridge Counseling Associates, Inc. is serving a variety of clientele and are not strictly limited to exclusively serving one of the “presumed eligible” groups. Therefore, Bridge Counseling Associates, Inc. must “Require information on family size and income so that it is evident that at least 51 percent of the clientele are persons whose family income does not exceed the low and moderate income limit; or have income eligibility requirements which limit the activity exclusively to low and moderate income persons; or be of such nature and be in such a location that it may be concluded that the activity’s clientele will primarily be low and moderate income persons.”

Comment – The expansion and renovation of a health facility is an eligible program activity. To ensure CDBG eligibility, it will be necessary for Bridge Counseling Associates, Inc. to ensure that program participants meet the HUD low to moderate income criteria. Provided that the proper record keeping is employed, this non-profit organization should be able to demonstrate that the services are being provided to income eligible individuals, which is primarily their client base.

Comment – Renovating the existing buildings shall strengthen BCA’s direct client services for transitional housing and residential treatment facilities for the Homeless, especially those with Serious Mental Illness (SMI) adults and Seriously Emotionally Disturbed (SED) persons under 18. Based on federal regulations, HUD CDBG funds may be used for the acquisition, construction, or rehabilitation of physical or mental health facilities. Examples of such facilities include neighborhood clinics, hospitals, nursing homes, and convalescent homes. These type of health facilities “will be considered to benefit low- and moderate- income persons unless there is substantial evidence to the contrary.” (570.208(a))

Bridge Counseling Associates, Inc. building location (See Map 17).

PROJECT OUTCOMES

Clients to be served Bridge Counseling Associates, Inc. will be engaged primarily through Bridge's own Crisis Stabilization Center, Bridge's outreach efforts, and referrals from partner organizations. Criteria for inclusion will include homelessness, an expressed or otherwise identified need for substance use disorder and/or mental health treatment, case management services, located in Clark County Nevada. The ultimate goal of the project is to provide enhanced and expanded mental health and substance abuse treatment services to homeless individuals.

Bridge will develop and implement strategies to recruit and engage clients in shelter, transitional housing, or youth residential care to ensure that clients with the greatest need are being served by the program: The program design for these homeless-specific services includes case management and substance use disorder and/or mental health services. Bridge will expand its case management program as a homeless client engagement and care coordination tool that is more intensive and advocacy-like for the homeless population to improve treatment outcomes.

The Bridge projects will serve up to 240 LMI adults in the transitional units based upon six month stays, up to 80 adult women in the Residential Treatment Shelter based upon three month stays with the maximum number of beds at 20, and up to 80 youth based upon the maximum of 20 beds with an average of 90 day stays, annually. These projections are based upon the maximum number of beds allotted within final designs and that the beds are continuously filled.

Renderings of the existing facility and the proposed renovation and expansion





EXHIBIT M

NEVADA PARTNERSHIP FOR HOMELESS YOUTH NPHY OUTREACH, VOLUNTEER, AND OPERATIONS (OVO) CENTER

PROJECT DESCRIPTION

This capital improvement project will create the NPHY Outreach, Volunteer, and Operations (OVO) Center: a 4,400 sq. ft. facility dedicated to strengthening NPHY's direct client services for homeless youth, street and preventative outreach efforts, volunteer engagement activities, donation processing abilities, and overall operational efficiency. Neighboring NPHY's anchor facility, the NPHY Drop-In Center (DIC), 4969 Shirley Street is a 2,226 sq. ft. single-family, four bed, two-bath residential house zoned commercial that NPHY will convert into the OVO Center. The OVO Center will enable NPHY to establish 1,000 sq. ft. of additional space at the NPHY DIC for direct client services by moving the agency's administrative offices from the DIC to the OVO Center, thereby improving NPHY's ability to accept, sort, and efficiently store donations of survival supplies to distribute to youth in need as well as strengthening NPHY's outreach efforts by dedicating a space for training and deploying the army of volunteers to bring resources and support to homeless youth where they need it most.

NPHY owns the property and is finished with the design phase of the retrofit: the agency has received approval of their land use application and related reviews and has been granted a building permit. Next steps include obtaining indoor air quality approval (and related abatement), pulling a demolition permit to begin construction, seeking and passing all inspections throughout the construction process, and obtaining a certificate of occupancy. CDBG funds would pay for any of the remaining design or permitting costs, demolition and construction, and eligible fixtures and equipment.

Each year, the number of homeless youth seeking NPHY's life-changing services continues to grow: CDBG support of this project will enable the agency to respond to this increasing community need while strengthening their organizational capacity, making a lasting impact in reducing youth homelessness for the entire community.

OVO Center improvements will include:

- Removal and disposal of sections of house
- Pool enclosure-safety purposing
- Roof structure (framing to remain) including rain gutters
- Light fixtures with electrical conduits
- HVAC ductwork and diffusers, new RTU units
- Casework/millwork - doors/frames, garage door
- Glazing

- Interior nonstructural walls
- Landscaping
- Concrete flatwork- foundation, new commercial driveway, an additional concrete slab, sidewalk and curb
- New CMU wall and concrete footings in the front planter area
- Installation of a new wrought iron fence

PROJECT READINESS TO PROCEED

Nevada Partnership for Homeless Youth maintains site control of this .23 acre property. Site is zoned Residential and suitable for this project.

This project is ready to proceed with the architectural design and the environmental review process. This project will be funded year one.

PROJECT BUDGET

	Requested	Private/In-Kind
Cost Estimate		
Acquisition	\$0	\$ 209,702.22
Construction	\$661,634.50	\$ 496,345.66
Development	\$160,634.50	\$ 225,000
Other Development Costs	\$1,456.50	\$ 8,379.34
Total Costs	<u>\$ 893,275.00</u>	<u>\$941,427.22</u>

CDBG ELIGIBILITY ASSESSMENT

Expansion and Renovation of Public Facilities is an eligible use of CDBG funds per the following citation.

Statutory Justification - Section 570.201 under Basic eligible activities states that:

“CDBG funds may be used for the following activities:

- C. Public Facilities and improvements. Acquisition, construction, reconstruction, rehabilitation or installation of public facilities and improvements, except as provided in 570.207(a), carried out by the recipient or other public or private non-profit entities...”

Comment- Nevada Partners for Homeless Youth's expansion and renovation of their temporary shelter is an eligible activity under Section 570.201(c).

National Objective – The expansion and renovation of the NPHY Outreach, Volunteer, and Operations Center which will exclusively serve homeless youth is an eligible use of CDBG funds, as facilities and programs serving homeless persons are considered as “presumed eligible”, (that is that 51% of the program participants have income that are equal to or less than 80% of the area's median family income), unless there is substantial evidence to the contrary that a majority of such seniors actually exceed HUD income levels.

Listed below is the statutory requirement for this “presumed eligible” activity 24 CFR 570.208(a)

“(2) Limited clientele activities. (i)(A) Benefit a clientele who are generally presumed to be principally low- and moderate-income persons. Activities that exclusively serve a group of persons in any one or a combination of the following categories may be presumed to benefit persons, 51 percent of whom are low- and moderate-income; abused children, battered spouses, elderly persons, adults meeting the Bureau of Census' Current population Reports definition of “severely disabled”, homeless persons, illiterate adults, persons living with AIDS, and migrant farm workers; or”

Based on federal regulations, HUD CDBG funds may be used for the acquisition, construction, conversion of buildings, or rehabilitation of temporary shelters and transitional housing for the homeless and that such facilities “will be considered to benefit low- and moderate- income persons unless there is substantial evidence to the contrary.” (570.208(a))

Proposed Nevada Partners for Homeless Youth building location (See Map 10).

PROJECT OUTCOMES

With these CDBG funds, NPHY will be able to further their mission and strengthen the existing programs by creating much needed additional space at the Drop-In Center for direct client services by moving the administrative offices from the Drop-In Center to the OVO Center. NPHY will also be able to increase their capacity to reach more homeless youth on the streets by bringing in more positive adult role models for youth as volunteers and having the ability to store and distribute more life-saving resources. By moving the administrative offices to the OVO Center, NPHY will be able to create additional critical direct service space at the Drop-In Center, including new spaces for case management, therapeutic interventions, and community collaborations. An outreach deployment center will allow NPHY to provide dedicated space for outreach program's growing staff and supplies, while a volunteer deployment center will allow NPHY to broaden the reach and recruitment of positive role models, as volunteers are provided ample space at the new facility to create packed lunches or street outreach

survival packs, while others simultaneously teach life skills classes, provide tutoring, cook hot meals, coach basketball, or more, at NPHY's expanded Drop-In Center. NPHY's volunteer base is a crucial component of NPHY's service delivery, strengthening youths' positive connections with safe adults and the community.

Moreover, by creating a venue specifically designed for volunteer engagement, NPHY volunteers will be allotted the space to adequately assemble and prepare goods and resources, all without disrupting service delivery at the NPHY Drop-In Center or displacing youth due to limited space. This new facility will also provide NPHY with an improved ability to accept and efficiently store donations of needed survival items, allowing the agency to distribute more life-saving supplies to even more youth in need.

Lastly, this project will also enable NPHY to improve community collaboration, as a large conference and classroom area at the OVO Center will allow NPHY to host larger life skills and other classes for clients, community meetings, and trainings for volunteers, staff, and community members, while expanded space at the Drop-In Center will allow community partners to co-locate to provide additional services to homeless youth on-site at NPHY's anchor facility.

The proposed location of the OVO Center (4969 Shirley Street)



Proposed improvements and additions at the OVO Center



BUILDING ADDITION AND RENOVATION
4969 SHIRLEY STREET
LAS VEGAS, NV 89119

EXHIBIT N

NEVADA PARTNERS INC. YOUTH EMPOWERMENT CENTER (YEC)

THE CULINARY ACADEMY OF LAS VEGAS HOSPITALITY WORKFORCE EXPANSION

PROJECT DESCRIPTION

Nevada Partners, Inc. (NPI) in collaboration with The Culinary Academy of Las Vegas (CALV), located on a shared site, plan to expand the CALV hospitality training center and develop a youth empowerment center on campus. Both organizations have worked together for nearly 20 years to positively impact the employment outcomes, economic persistence, and overall stability of tens of thousands of individuals and families throughout our region. With a shared commitment to ensuring all residents of the community reach their maximum potential, these proposed capital improvements are aimed at increasing capacity to add prepared persons to the regional workforce and promote youth opportunities.

Presently, unemployment rates in the areas they serve hover above the regional average, at 13%. Local and national studies make a direct correlation between high unemployment rates and negative community outcomes which include low-performing schools and student achievement gaps, increased crime activity, and a lack of neighborhood resilience at all levels. Funds will be used to construct a Youth Empowerment Center (YEC) which will allow NPI to provide a safe space for youth to develop their social, emotional, and cognitive abilities and provide a holistic experience for youth where they can access educational, cultural and employment resources. YEC will include a Vector90 Las Vegas, a co-working space, cultural hub and incubator. Vector90 will anchor cultural and intellectual hubs for young entrepreneurs and creatives and will heighten the economic and social fabric of the neighborhoods we enter. Vector 90 will serve as a form for intellectual and cultural discovery. From curated panels and distinguished guest speakers to cross-industry professional networking events, it will help create opportunities for personal and professional growth. Other focus areas include the following:

- Urban Library with a poets corner and a café kiosk supported by CALV
- Health, Fitness and Nutrition space
- Food Pantry through CALV
- Clothing and Hygiene space
- Innovative Computer Lab
- Classroom Spaces for workshops
- Open youth lounge study space

CDBG funds will also be used to enhance current space and add workforce training facilities for CALV which will increase the ability to remain the leading hospitality workforce training center in the country. The enhanced and additional spaces will allow students to simulate real-world work conditions and industry standards, adding well-prepared workers to the largest industry in Southern Nevada.

PROJECT READINESS TO PROCEED

Nevada Partners, Inc. maintains site control of this property. Site is zoned Labor Fraternal and social purposes and suitable for this project.

The YEC project is ready to proceed with the architectural design and the environmental review process. The CALV project is alternate project #1 and did not receive all of the funding needed to proceed. Clark County will add funds to the project based on CDBG funding availability. The YEC project will be funded years three, four and five.

PROJECT BUDGET

Youth Empowerment Center (YEC)	Requested	Private/In-Kind
Cost Estimate		
Acquisition	\$0	\$0
Construction	\$2,500,000	\$1,600,000
Development	\$0	\$0
Other Development Costs	\$0	\$0
Total Costs	<u>\$2,500,000</u>	<u>\$1,600,000</u>

Culinary Academy of LV Expansion	Requested	Private/In-Kind
Cost Estimate		
Acquisition	\$0	\$0
Construction	\$5,000,000	\$1,600,000
Development	\$0	\$0
Other Development Costs	\$0	\$0
Total Costs	<u>\$5,000,000</u>	<u>\$1,600,000</u>

CDBG ELIGIBILITY ASSESSMENT

Expansion and Renovation of Public Facilities is an eligible use of CDBG funds per the following citation.

Statutory Justification - Section 570.201 under Basic eligible activities states that:

“CDBG funds may be used for the following activities:

C. Public Facilities and improvements. Acquisition, construction, reconstruction, rehabilitation or installation of public facilities and improvements, except as provided in 570.207(a), carried out by the recipient or other public or private non-profit entities...”

Comment- Both the future Youth Empowerment Center (YEC) and the existing Culinary Academy of Las Vegas (CALV) buildings are considered as public facilities, therefore new construction and renovation are eligible activities under Section 570.201(c).

National Objective - Section 570.208 under Criteria for National Objectives states:

“(1) Area Benefit Activities: (i) an activity, the benefits of which are available to all the residents in a particular area, where at least 51 percent of the residents are low- and moderate-income persons. Such an area need not be coterminous with census tracts or other officially recognized boundaries but must the entire area served by the activity.”

Comment – A CDBG funded capital facility must serve a majority of low- and moderate-income people if it is to be eligible under the “area benefit” criteria. To determine whether an area meets the 51 percent test, it is necessary to first define its service area and percentage of families with incomes below 80 percent of area median for this proposed service area.

The assessment described below illustrates that this test is met for the proposed service area for the Youth Empowerment Center (YEC) and Culinary Academy of Las Vegas (CALV) as 77 percent of households in the service area are considered low- and moderate- income.

Census Tracts (Block Groups)	Low and Moderate Income Population	Total Population	Percent Low and Moderate Income
Block Group 1, Census Tract 3.01	1065	1590	66.98
Block Group 3, Census Tract 3.01	410	480	85.42
Block Group 1, Census Tract 3.02	555	825	67.27
Block Group 2, Census Tract 3.02	1425	1535	92.83
Block Group 3, Census Tract 3.02	300	445	67.42
Block Group 4, Census Tract 3.02	875	1100	79.55
Block Group 2, Census Tract 4.01	420	575	73.04

Block Group 1, Census Tract 4.02	1115	1245	89.56
Block Group 1, Census Tract 35	645	895	72.07
Block Group 2, Census Tract 35	1630	2145	75.99
Block Group 2, Census Tract 36.16	370	530	69.81
Block Group 1, Census Tract 36.17	745	1365	54.58
Block Group 1, Census Tract 37	1075	1675	64.18
Block Group 2, Census Tract 37	720	1270	56.69
Block Group 1, Census Tract 38	880	1025	85.85
Block Group 2, Census Tract 38	425	515	82.52
Block Group 3, Census Tract 38	1105	1260	87.7
Block Group 5, Census Tract 38	920	1025	89.76
Block Group 2, Census Tract 40	1665	1915	86.95
Block Group 1, Census Tract 44.02	1410	1620	87.04
Area Totals	17755	23035	77%

Source: FY 2020 LMISD by Grantee - Summarized Block Group Data, 2010-2015 American Community Survey

Proposed Nevada Partners Inc. building location (See Map 7)

PROJECT OUTCOMES

An expansion and improvement of current facilities will allow NPI and CALV to reduce unemployment and underemployment in Clark County. CALV will track the number of students who enroll in CALV programs and graduate. Further, student post-graduation employment data will be assessed and measured for effectiveness of expanded facilities and associated service offerings.

In CALV's current capacity, an average of 1,500 students enroll each year. This project will allow CALV to enroll at least an additional 1,000 students annually. About 84% of students who enroll go on to graduate. With an expanded and improved facility, CALV will be able provide more immersive, tech-enabled, and direct workforce development training to students. This project will give students more exposure and hands-on experience necessary to find and retain gainful employment. CALV aims to improve its current graduation rate to 100% using the benefits of this project.

Through the Youth Empowerment Center (YEC), NPI will conduct pre and post assessments to measure outcomes in literacy, credit attainment, social development, community engagement and career and education development. Each youth coming to the YEC will meet individually with a program liaison to develop a plan of action based off their needs, interests and short and long term goals. Upon completion of the individualized plan of action the program liaison will support the youth to complete the plan of action by providing an array of services through the center such financial

literacy, work readiness, life skills, clothing assistance, bus transportation, college readiness, tutoring, gender-led mentoring, health and wellness, food assistance and other resources as needed through our existing partnerships.

A rendering of the Youth Empowerment Center (YEC) adjacent to the current Regional Workforce Development Center (RWDC)



The exterior of the Culinary Academy of Las Vegas and renderings of the proposed expansion





EXHIBIT O

LUTHERAN SOCIAL SERVICES OF NEVADA JOURNEY SENIOR SERVICES CENTER

PROJECT DESCRIPTION

This capital improvement project will expand on the current Lutheran Social Services of Nevada (LSSN) building located on Boulder Highway by building the JOURNEY (Joining Our Unique Resources and Networks to Empower You) Senior Services Center. This project will include a dining hall to open up a third site for the Heart of the City Senior Meal Program, a commercial kitchen, route electricity to the DigiMart Food Pantry to accommodate a walk-in cooler and freezer to store food for the Heart of the City Senior Meal Program and DigiMart Food Pantry, and add office space for the Senior Supportive Services staff.

This expansion will open up opportunities for 350 seniors to avoid isolation by congregating and enjoying free and nutritious meals with their friends and neighbors. The seniors will also avoid food insecurity by having access to the DigiMart Food Pantry. The Heart of the City Senior Meal Program will offer meals to seniors at the LSSN campus on Boulder Highway five days per week. The DigiMart Food Pantry will designate specific days and times for senior only food pantry distributions. LSSN will partner with volunteers and other agencies to offer resources and enrichment activities, such as crafting and board games to the seniors before and after the meal service. The seniors served will also have increased access to other LSSN programs that can help a senior to remain independent in their home, such as assistance with SNAP, Project REACH, and the DigiMart Food Pantry. Resources and referrals to other services in the community will also provide.

In 2017, Lutheran Social Services of Nevada (LSSN), Nevada Hand, and the Boys and Girls Clubs of Southern Nevada, broke ground for a one-of-a-kind concept - the Boulder Collaborative Campus. The three agencies committed to transform an empty 20-acre lot on Boulder Highway into 264 affordable apartments - Nevada Hand, a new Boys and Girls Club, and a one-of-a-kind, 7,332 sq. ft. social services center – Lutheran Social Services of Nevada. LSSN's goal was to create a one-stop-shop center with collaborative partners on this campus, to address the different needs in our community, such as food insecurity, homelessness, and mental health. During the planning of the current building construction, we were restricted by the Davis Bacon Act of 1931 which increased our labor costs and limited the total square footage of the building. In addition, our commitment to building a collaborative space meant that some of that square footage went to partner offices. Due to the limitations during the last Capital

Improvement Project, LSSN was unable to build the commercial kitchen and dining hall facility and the proposed project will complete the final phase to our building. We are requesting CDBG funds to cover the construction and electrical costs that are needed to complete this final phase of the building expansion.

PROJECT READINESS TO PROCEED

Lutheran Social Services of Nevada maintains site control of this property. Site is zoned offices, professional and business services Religious and suitable for this project.

This project is ready to proceed with the architectural design and the environmental review process. This project will be funded year three.

PROJECT BUDGET

	Requested	Private/In-Kind
Cost Estimate		
Acquisition	\$0	\$0
Construction	\$1,359,463	\$0
Development	\$141,897	\$0
Other Development Costs	\$283,017	\$0
 Total Costs	 <u>\$1,784,377</u>	 <u>\$0</u>

CDBG ELIGIBILITY ASSESSMENT

Expansion and Renovation of Public Facilities is an eligible use of CDBG funds per the following citation.

Statutory Justification - Section 570.201 under Basic eligible activities states that:

“CDBG funds may be used for the following activities:

- C. Public Facilities and improvements. Acquisition, construction, reconstruction, rehabilitation or installation of public facilities and improvements, except as provided in 570.207(a), carried out by the recipient or other public or private non-profit entities...”

Comment- Lutheran Social Services of Nevada expansion of the current property is an eligible activity under Section 570.201(c).

National Objective - Section 570.208 under Criteria for National Objectives states:

CFR 570.208(2)(i) Criteria for National objectives states under the criteria for “Limited Clientele activities”, that it must be “An activity which benefits a limited clientele, at least 51 percent of who are low- or moderate-income persons.” Subparagraphs (A), (B), (C), and (D) further reference that they must “Benefit a clientele who are generally presumed to be principally low- and moderate-income persons.” Activities that exclusively serve a group of persons in any one or a combination of the following categories may be presumed to benefit persons, 51 percent of whom are low- and moderate-income; abused children, battered spouses, elderly persons, adults meeting the Bureau of Census’ Current population Repots definition of “severely disabled,” homeless persons illiterate adults, persons living with AIDS, and migrant farm workers; or”.

Comment – Based on these federal regulations, HUD CDBG funds may be used for the acquisition, construction, or rehabilitation of facilities (except permanent housing) for seniors and the activity will be considered to benefit low- and moderate- income persons unless there is substantial evidence to the contrary.” (570.208(a))

Proposed Lutheran Services of Southern Nevada’s building location (See Map 13).

PROJECT OUTCOMES

With this project, LSSN will reduce food insecurity, improve the well-being, and maintain the independence for 350 seniors aged 60 and older by providing free and nutritious meals and supportive services.

The program serves multiple needs. Participants socialize and support each other while waiting for their meal to be served. Volunteers and program staff participate in Safe Food Handling training and Elder Abuse training. Volunteers and staff build a rapport with the seniors and will check on them when they are absent or if they are in a crisis situation. For seniors who live alone, a weekday meal is a chance to avoid isolation by being able to have meaningful conversation and to make friends. For seniors who are homeless, the meal offers not only sustenance, but a respite from severe weather conditions. Clients will receive nutrition education materials and have the opportunity to enroll in a fun and interactive six week, evidence based nutrition education program, Cooking Matters.

Outcome 1: Register 350 unduplicated seniors for the Heart of the City Senior Meal Program

Outcome 2: Serve 4,000 meals to seniors aged 60 and older

Outcome 3: Connect 200 seniors to community resources and supportive services

The existing building for Lutheran Social Services of Nevada



EXHIBIT D

SAFE NEST: TEMPORARY ASSISTANCE FOR DOMESTIC CRISIS INC. TRAUMA TRIAGE CENTER AND SHELTER

PROJECT DESCRIPTION

This capital improvement project proposes the new construction of a Trauma Triage Center where survivors of domestic violence can go to have their immediate medical, mental health, shelter, and hygiene needs met without the survivor needing to determine which agency can best fit their needs and undergoing a stressful screening process in the immediate aftermath of a traumatic event, preventing prolonged post-traumatic stress and re-victimization. The Triage Center would be operated by Safe Nest and would include a 60-bed semi-confidential facility where survivors could stay for 3-5 nights while receiving advocacy, counseling, and a transition plan to a more appropriate facility or agency to meet their needs, or supported to re-locate if appropriate. The Triage Center would include intake rooms staffed by case workers from Safe Nest and partner agencies who specialize in their respective fields. Safe Nest will work closely with Las Vegas Metro Police Department, who will be able to bring clients to the Triage Center, keeping victims of violence out of jail and placing them somewhere safe while next steps are determined.

Simultaneously to building this facility, Safe Nest plans a shelter expansion to include 240 beds for domestic violence victims; this facility is tentatively planned to be co-located with the Triage Center but will be separated and restricted so as to operate more confidentially. As domestic violence is a leading cause of homelessness for women, and other forms of victimization can also lead to a cycle of homelessness if trauma stemming from abuse is left untreated, it is important that those attempting to recover from victimization have an immediate and supportive safety net. The Trauma Triage Center will provide not only temporary shelter, counseling, and advocacy for those experiencing the aftermath of violence; it will also provide individualized services such as emergency financial assistance, screening to determine individual needs and appropriate warm referrals, and additional shelter and housing options as appropriate -- the primary goal being that no one should experience homelessness due to victimization.

Safe Nest's shelter is a low-barrier program; participants are not screened out because of low or no income, history of substance abuse, criminal record (with exceptions for state-mandated restrictions), nor any other barrier or lack of progress they may present.

PROJECT READINESS TO PROCEED

Safe Nest is seeking funding for land and acquisition and construction costs.

This project is in the conception phase. A physical location has not been determined at this time. We expect to allocate funds in the case that additional funding is identified or if there is a surplus of funds. This project was the second alternative to the approved projects.

PROJECT BUDGET

	Requested	Private/In-Kind
Cost Estimate		
Acquisition	\$0	\$1,200,000
Construction	\$5,000,000	\$5,705,378
Development	\$0	\$2,957,765
Other Development Costs	\$0	\$1,486,314
Total Costs	<u>\$5,000,000</u>	<u>\$11,349,457</u>

CDBG ELIGIBILITY ASSESSMENT

Construction of a Public Facilities is an eligible use of CDBG funds per the following citation.

Statutory Justification - Section 570.201 under Basic eligible activities states that:

“CDBG funds may be used for the following activities:

- C. Public Facilities and improvements. Acquisition, construction, reconstruction, rehabilitation or installation of public facilities and improvements, except as provided in 570.207(a), carried out by the recipient or other public or private non-profit entities...”

Comment- Safe Nest: Temporary Assistance for Domestic Crisis, Inc. Trauma Triage Center and Shelter construction of a new public facility is an eligible activity under Section 570.201(c).

National Objective – The new construction of a Trauma Triage Center and Shelter is an eligible use of CDBG funds, as facilities and programs serving battered spouses are considered as “presumed eligible”, (that is that 51% of the program participants have income that are equal to or less than 80% of the area’s median family income), unless

there is substantial evidence to the contrary that a majority of such clientele actually exceed HUD income levels.

Listed below is the statutory requirement for this “presumed eligible” activity 24 CFR 570.208(a)

“(2) Limited clientele activities. (i)(A) Benefit a clientele who are generally presumed to be principally low- and moderate-income persons. Activities that exclusively serve a group of persons in any one or a combination of the following categories may be presumed to benefit persons, 51 percent of whom are low- and moderate-income; abused children, battered spouses, elderly persons, adults meeting the Bureau of Census’ Current population Reports definition of “severely disabled”, homeless persons, illiterate adults, persons living with AIDS, and migrant farm workers”

Comment – Constructing a Trauma Triage Center where victims of domestic violence, or abuse can go to have their immediate medical, mental health, shelter, and hygiene needs met without the survivor needing to determine which agency can best fit their needs and undergoing a stressful screening process in the immediate aftermath of a traumatic event, prevents prolonged post-traumatic stress and re-victimization. Based on federal regulations, HUD CDBG funds may be used for the acquisition, construction, conversion of buildings, or rehabilitation of temporary shelters and transitional housing for the homeless, including victims of domestic violence, dating violence, sexual assault or stalking, disaster victims, runaway children, drug offenders, and parolees and will be considered to “benefit low- and moderate- income persons unless there is substantial evidence to the contrary.” (570.208(a))

Proposed: Temporary Assistance for Domestic Crisis, Inc. Trauma Triage Center and Shelter construction of the new building.

PROJECT OUTCOMES

Established in 1977, SafeNest is Nevada’s largest, most comprehensive nonprofit dedicated to ending domestic violence by focusing on five core confidential, trauma-informed services: emergency shelter, 24/7 crisis hotline, counseling, advocacy and prevention education.

Outcome measurement for the Trauma Triage Center is still being developed, but it will focus around assessing the following activities and objectives: 1) Number of survivors served and services received; 2) Number of survivors diverted from incarceration (as arrest of sex trafficking victims and domestic violence victims is commonplace due to the complex dynamics of these types of abuse); 3) Ongoing supportive services received, either through Safe Nest or an appropriate community partner; 4) Living situations following service provision -- after receiving services, did the survivor achieve placement in a stable living environment; and 5) With survivor permission and to the

extent possible, longer-term economic stability, overall health, and other appropriate metrics to gauge the success of service provision beyond the first 12-24 months.

Besides monitoring annual client service goals and shelter clients' progress on their action plans, the Safe Nest shelter has three main objectives to evaluate program success: 1) that clients exit shelter to a safe environment, such as to their own apartment or with family who will support them (goal of 80%); 2) that they are better able to plan for their safety (goal of 80%); and 3) that they are empowered to access community resources to maintain their self-sufficiency (goal of 80%). To maintain positive program outcomes, Safe Nest recently developed after-care services which are available to shelter clients indefinitely. After-care services include the Victor's Panel, a survivor-led program held at shelter that former residents are encouraged to attend for peer support with other former and current residents, in addition to drop-in support groups available at Safe Nest's main office. And, as with the Trauma Triage program, Safe Nest would like to develop longer-term tracking of service provision success by developing methods to keep in touch with survivors over a longer period of time.

Across all programs, SafeNest provides direct services to more than 20,000 clients annually, serving Las Vegas, Henderson, North Las Vegas, Boulder City, Mesquite, and surrounding rural areas.

EXHIBIT Q

CITY OF BOULDER CITY ST. JUDES RANCH FOR CHILDREN – CONSTRUCTION OF THE HEALING CENTER

PROJECT DESCRIPTION

This capital improvement project is to for the St. Jude’s to build a Healing Center to provide specialized services for child victims of sex trafficking. The new plans include six (6) new residential buildings as well as buildings housing an on-site school, computer lab, library, clinical offices, physical fitness room and an emergency shelter. The center will coordinate with law enforcement, County partners and community providers.

PROJECT READINESS TO PROCEED

Cost estimates are preliminary and are expected to be revised once contracts are issued. The project will be subject to an environmental review by the County and Davis-Bacon wages will apply for contracted construction work. The project could proceed after completion of the environmental review by the County; construction would be planned for late 2020.

The City is aware that these funds would not be reimbursed until they become available. The City is asking that this be included in this Pre-Award Approval request to set the stage for future project initiation and for future reimbursement, subject to the availability of funds.

PROJECT BUDGET

Project	Request	Fiscal Year 2020/2021	Fiscal Year 2021/2022	Fiscal Year 2022/2023	Fiscal Year 2023/2024	Fiscal Year 2024/2025	Total
St Judes Expansion	650,000	10,000	160,000	160,000	160,000	160,000	650,000
Totals	650,0000	0.00	0.00	0.00	0.00	0.00	650,000

CDBG ELIGIBILITY ASSESSMENT

Construction of a healing center for youth that have been sex trafficked is an eligible use of CDBG funds per the following citation.

Expansion and Renovation of Public Facilities is an eligible use of CDBG funds per the following citation.

Statutory Justification - Section 570.201 under Basic eligible activities states that:

“CDBG funds may be used for the following activities:

C. Public Facilities and improvements. Acquisition, construction, reconstruction, rehabilitation or installation of public facilities and improvements, except as provided in 570.207(a), carried out by the recipient or other public or private non-profit entities...”

Comment- St. Jude’s Ranch for Children’s expansion and renovation of their campus (which operates as a public facility) is an eligible activity under Section 570.201(c).

National Objective – Section 570.208 under criteria for National Objectives states:

CFR 570.208(2)(i) Criteria for National objectives states under the criteria for “Limited Clientele activities”, that it must be “An activity which benefits a limited clientele, at least 51 percent of who are low- or moderate-income persons.” Subparagraphs (A), (B), (C), and (D) further reference that they must “Benefit a clientele who are generally presumed to be principally low- and moderate-income persons.” Activities that exclusively serve a group of persons in any one or a combination of the following categories may be presumed to benefit person, 51 percent of whom are low- and moderate-income; abused children, battered spouses, elderly persons, adults meeting the Bureau of Census’ Current population Reports definition of “severely disabled,” homeless persons, illiterate adults, persons living with AIDS, and migrant farm workers.” This Healing Center will serve homeless youth, who are presumed eligible.

Comment – Expansion of the property will make direct client services for youth victims of sex trafficking accessible as well as provide a continuum of services to abused children. Based on federal regulations, HUD CDBG funds may be used for the acquisition, construction, or rehabilitation of daycare centers, treatment facilities, or temporary housing for abused and neglected children “and will be considered to benefit low- and moderate- income persons unless there is substantial evidence to the contrary.” (570.208(a))

Proposed Boulder City St Jude’s Healing Center building location (See Map 5)

PROJECT OUTCOMES

The Healing Center is designed to serve the growing need for therapeutic victim-centered services, and will fill an existing gap in services available in southern Nevada. Through coordination with law enforcement, County partners (Department of Juvenile Justice Services, Department of Family Services and Social Services) and community providers, victims are referred and immediately placed into the program to begin their healing process. Created upon evidence-based practices and a therapeutic model of care, key outcomes of the program include changes in the youth’s behavior, completing educational goals, and exploring vocational training opportunities all while healing from the complex forms of abuse and trauma they have experienced. Program duration is

expected to be for 12 months and then youth will transition into a lower level of care and/or reintegration in to the community. Upon completion, the Healing Center will be able to provide shelter and safety to 60 child victims of sex trafficking on any given day.

Conceptual site plan for the future St. Jude's Ranch for Children Campus

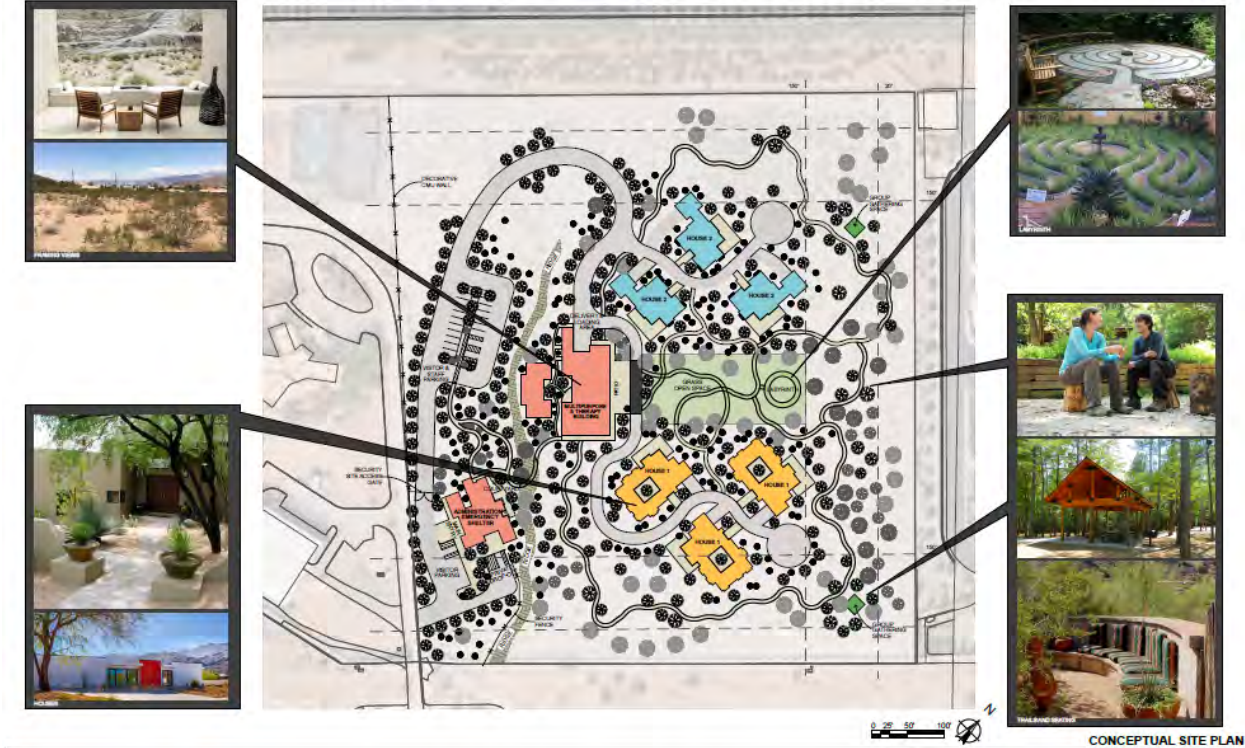


EXHIBIT R

CITY OF BOULDER CITY SENIOR CENTER BUILDING REHABILITATION

PROJECT DESCRIPTION

This capital improvement project proposes the rehabilitation of the Boulder City Senior Center building located at 813 Arizona St in the City of Boulder City. The Senior Center exists to enrich the lives of adults 50 years of age and older in Boulder City by providing recreation, nutrition/food service, health maintenance, and other services.

The renovation will be for the purposes of reconstructing the library originally built in 1982. The Senior Center was relocated there from another site and is in need of updating. The scope of work includes the replacement of HVAC equipment and the walk-in refrigerator and freezer as well as the repair of walkways on private property. There are plumbing problems which will necessitate a professional sewer video inspection to determine the extent of repairs necessary, which could potentially lead to re-piping the building. This scope could expand based on any capital improvement needs discovered during the 5 year CDBG CIP period.

PROJECT READINESS TO PROCEED

Cost estimates are preliminary and are expected to be revised within the coming months. The project will be subject to an environmental review by the County and Davis-Bacon wages will apply for contracted construction work. The project could proceed within six (6) months of the completion of the environmental review by the County; construction would be planned for FY 2020/21.

The City is aware that these funds would not be reimbursed until they become available. The City is asking that this be included in this Pre-Award Approval request to set the stage for future project initiation and for future reimbursement, subject to the availability of funds.

PROJECT BUDGET

Project	Request	Fiscal Year 2020/2021	Fiscal Year 2021/2022	Fiscal Year 2022/2023	Fiscal Year 2023/2024	Fiscal Year 2024/2025	Total
Senior Center Rehab	150,000	150,000	0.00	0.00	0.00	0.00	150,000
Totals	150,000	0.00	0.00	0.00	0.00	0.00	150,000

CDBG ELIGIBILITY ASSESSMENT

Expansion and Renovation of Public Facilities is an eligible use of CDBG funds per the following citation.

Statutory Justification - Section 570.201 under Basic eligible activities states that:

“CDBG funds may be used for the following activities:

Comment – Improving the existing senior center building is an eligible activity under Section 570.201(c).

National Objective – The expansion of the existing senior center building is an eligible use of CDBG funds, as facilities and programs serving seniors are considered as “presumed eligible,” (that is that 51% of the program participants’ have income that are equal to or less than 80% of the area’s median family income), unless there is substantial evidence to the contrary that a majority of such seniors actually exceed HUD income levels.

Listed below is the statutory requirement for this “presumed eligible” activity 24 CFR 570.208(a):

“(2) Limited clientele activities. (i)(A) Benefit a clientele who are generally presumed to be principally low- and moderate- income persons. Activities that exclusively serve a group of persons in any one or a combination of the following categories may be presumed to benefit persons, 51 percent of whom are low- and moderate- income; abused children, battered spouses, elderly persons, adults meeting the Bureau of Census’ Current population Reports definition of ‘severely disabled’ homeless persons, illiterate adults, persons living with AIDS, and migrant farm workers; or”.

Comment – Based on these federal regulations, HUD CDBG funds may be used to construct senior centers, and that such facilities “Will be considered to benefit low- and moderate- income persons unless there is substantial evidence to the contrary.” (570.208(a))

Proposed Boulder City Senior Center building location (See Map 5).

PROJECT OUTCOMES

The rehabilitation of the Senior Center of Boulder City is anticipated to and benefit low- and moderate- income persons by expanding and upgrading facility space for senior programs, activities, classes and events. The project is anticipated to serve approximately 200 seniors within Boulder City on an annual basis. The center is also a social hub for seniors in Boulder City, and serves meals to approximately 50 clients monthly.

EXHIBIT S

CITY OF MESQUITE MESQUITE FIRE STATION #3

PROJECT DESCRIPTION

The City of Mesquite expects to receive approximately \$231,000 annually in CDBG funds for Fiscal Years 2020-2024 for a total of \$1,154,985.00. Mesquite proposes to use CDBG capital funds to purchase and install a natural gas powered emergency power generator to ensure the crews located at Fire Station #3 provide adequate uninterrupted fire and medical services to the residents in the CDBG identified areas. Fire Station #3 is located at 3 John Deere Drive, Mesquite, 89027 (Census Tract 59.04) but serves a primarily low-to-moderate income service area.

PROJECT READINESS TO PROCEED

The Mesquite city council approved its project list for the next Five Year Capital Improvement Plan on March 10, 2020, at regular city council meeting for Fiscal Years 2020 to 2024.

PROJECT BUDGET

It is anticipated that the City of Mesquite will receive \$231,000 annually in CDBG funds for Fiscal Years 2020-2024 for a total of \$1,154,985.00; of that \$100,000 will be used to fund this project.

CDBG ELIGIBILITY ASSESSMENT

The acquisition, construction, or rehabilitation of fire stations and/or the purchase of fire trucks and emergency rescue equipment is an eligible use of CDBG funds per the following citation:

Statutory Justification - Section 570.201 under Basic eligible activities states that:

“CDBG funds may be used for the following activities:

central urban core of the City of Mesquite, the identified service area has seen a change from rural agricultural land in the 1990s to the development of multi-family housing units and single-family homes, representing a significant urbanization trend in response to the community's tremendous population growth over the past 20 years.

To meet the needs of the increase of population within the community, ancillary services need to be maintained. The City of Mesquite will need to maintain the efficiency of the Fire Station to ensure their residents are safe and are able to receive the fire and medical services required.

EXHIBIT H

CITY OF MESQUITE MESQUITE SENIOR CENTER IMPROVEMENTS

PROJECT DESCRIPTION

The City of Mesquite expects to receive approximately \$231,000 annually in CDBG funds for Fiscal Years 2020-2024 for a total of \$1,154,985.00. Mesquite proposes to use utilize funds to provide energy efficiency improvements to the existing Mesquite Senior Center located at 102 W Old Mill Rd, Mesquite, 89027 (Census Tract 56.07). The Senior Center is the only facility in the City of Mesquite that caters exclusively to seniors and therefore has been identified as a critical site for services. Currently, the center does not have an emergency generator.

Proposed upgrades include the installation of an emergency power generator accompanied by other necessary improvements including; the installation of a concrete slab, electrical upgrades, etc. Currently, the Senior Center is underutilized. It is anticipated that improvements to the center will effectively increase the City's ability to provide recreational activities and social services.

PROJECT READINESS TO PROCEED

The Mesquite City Council approved its project list for its next Five Year Capital Improvement Plan on March 10, 2020, at the City Council Meeting for Fiscal Years 2020 to 2024.

PROJECT BUDGET

The City of Mesquite will budget the purchase of the power generator to utilize the available funds. It is anticipated \$231,000 annually in CDBG funds for Fiscal Years 2020-2024 for a total of \$1,154,985.00; of that \$75,000 will be used to fund this project.

CDBG ELIGIBILITY ASSESSMENT

Expansion and Renovation of Public Facilities is an eligible use of CDBG funds per the following citation.

Statutory Justification - Section 570.201 under Basic eligible activities states that:

“CDBG funds may be used for the following activities:

C. Public Facilities and improvements. Acquisition, construction, reconstruction, rehabilitation or installation of public facilities and improvements, except as provided in 570.207(a), carried out by the recipient or other public or private non-profit entities...”

Comment- Improvements to Mesquite’s Senior Center is an eligible activity under Section 570.201(c).

National Objective - Section 570.208 under Criteria for National Objectives states:

CFR 570.208(2)(i) Criteria for National objectives states under the criteria for “Limited Clientele activities”, that it must be “An activity which benefits a limited clientele, at least 51 percent of who are low- or moderate-income persons.” Subparagraphs (A), (B), (C), and (D) further reference that they must “Benefit a clientele who are generally presumed to be principally low- and moderate-income persons.” Activities that exclusively serve a group of persons in any one or a combination of the following categories may be presumed to benefit persons, 51 percent of whom are low- and moderate-income; abused children, battered spouses, elderly persons, adults meeting the Bureau of Census’ Current population Repots definition of “severely disabled,” homeless persons illiterate adults, persons living with AIDS, and migrant farm workers; or”.

Comment – Based on these federal regulations, HUD CDBG funds may be used for the acquisition, construction, or rehabilitation of facilities (except permanent housing) for seniors and the activity will be considered to benefit low- and moderate- income persons unless there is substantial evidence to the contrary.” (570.208(a))

Proposed Mesquite Senior Center location (See Map 18)

PROJECT OUTCOMES

Over the past decade, the City of Mesquite has boomed as one of the “gateway” state border communities along U.S. Interstate 15 leading toward Las Vegas. As part of the central urban core of the City of Mesquite, Census Tract 56.07 has seen a change from rural agricultural land in the 1990s to the development of multi-family housing units and single-family homes, representing a significant urbanization trend in response to the community’s tremendous population growth over the past 20 years. The City has also become a haven for retirees, and the demand for activities and services for this particular demographic has increased.

To meet the growing needs of the community, important ancillary services need to be maintained and accessible to the public. The City of Mesquite seeks to provide expanded opportunities for leisure and recreation.

EXHIBIT I

CITY OF MESQUITE MESQUITE PARK IMPROVEMENTS

(HAFEN LANE PARK FACILITY IMPROVEMENTS/PULSIPHER PARK SHADE STRUCTURE/HUNTER PARK IMPROVEMENTS)

PROJECT DESCRIPTION

The City of Mesquite expects to receive approximately \$231,000 annually in CDBG funds for Fiscal Years 2020-2024 for a total of \$1,154,985.00.

Mesquite proposes to use its funds to provide park improvements throughout the City of Mesquite within CDBG eligible service areas; to include the following projects:

Hafen Lane Park Facility Improvements **Estimated cost - \$500,000**

Hafen Park is located at 450 W. Hafen Lane, Mesquite, 89027 (Census Tract 56.07). Currently, Hafen Park does not have suitable facilities to allow for recreational activities to occur at all times. This activity proposes improvements to the existing park that will allow for greater accessibility and recreational opportunities.

Pulsipher Park Shade Structure **Estimated cost - \$20,000**

Pulsipher Park is located at 303 Second South Street, Mesquite, 89027 and is directly adjacent to a CDBG eligible Census Tract (Census Tract 76). This activity proposes to install a shade structure over the park, thus enhancing the usability and safety of the park.

Hunter Park Improvements (Alternative Project) **Estimated cost - \$1,000,000**

Hunter Park is located at 500 E Mesquite Blvd, Mesquite, 89027, within an eligible CDBG eligible Census Tract (Census Tract 76). This project proposes improvements to the park which would allow for greater opportunities for recreational activities. The installation of playground equipment, a shade structure, and safety netting is also proposed. The improvements at Hunter Park has been designated as an alternative project by the City of Mesquite.

PROJECT READINESS TO PROCEED

The Mesquite city council approved its project list for its next Five Year Capital Improvement Plan on March 10, 2020, at the regular city council meeting for Fiscal Years 2020 to 2024. The projects are in the conceptual stage and have yet to undergo project design or the environmental review process.

PROJECT BUDGET

The City of Mesquite will budget the purchase of the power generator to utilize the available funds. It is anticipated \$231,000 annually in CDBG funds for Fiscal Years 2020-2024 for a total of \$1,154,985.00; of that approximately \$520,000 will be used to fund the proposed activities at Hafen Lane Park and Pulsipher Park (total excludes the cost of the alternative project proposed at Hunter Park).

CDBG ELIGIBILITY ASSESSMENT

Development of open space areas or facilities intended primarily for recreational use is an eligible use of CDBG funds per the following citation.

Statutory Justification - Section 570.201 under Basic eligible activities states that:

“CDBG funds may be used for the following activities:

- C. Public Facilities and improvements. Acquisition, construction, reconstruction, rehabilitation or installation of public facilities and improvements...”

Comment – The development and improvement of parks in Mesquite is an eligible activity under Section 570.201(c).

Section 570.208 under Criteria for National Objectives states:

“(1) Area Benefits Activities: (1) an activity, the benefits of which are available to all the residents in a particular area, which are at least 51 percent of the residents are low- and moderate- income persons. Such an area need not be coterminous with census tracts or other officially recognized boundaries but must the entire area served by the activity.

Comment – A CDBG funded capital facility must serve a majority of low- and moderate-income people if it is to be eligible under the ‘area benefit’ criteria. To determine whether an area meets the 51 percent test, it is necessary to first define its service area and percentage of families with income below 80 percent area median for proposed service area.

The assessment described below illustrates that this test is met for the proposed service area (all locations are within or adjacent to CDBG eligible Census Tracts) as 52 percent of households in the service area are considered low- and moderate- income.

Census Tract (Block Group)	Low-to-moderate Income Population	Total Population	Low to Moderate Percentage
Block Group 1, Census Tract 56.07	770	1065	72.3
Block Group 2, Census Tract 56.07	295	950	31.05
Block Group 3, Census Tract 56.07	1030	1575	65.4
Block Group 1, Census Tract 56.14	1050	1215	86.42
Block Group 1, Census Tract 59.04	665	2285	29.1
Block Group 1, Census Tract 59.05	1070	2415	44.31
Block Group 1, Census Tract 76	485	905	53.59
Area Totals	5365	10410	52%

Source: FY 2020 LMISD by Grantee - Summarized Block Group Data, 2010-2015 American Community Survey

Proposed Hafen Lane Park Location (See Map 19), Proposed Pulsipher Park Location (See Map 21), and Proposed Hunter Park Location (See Map 24).

PROJECT OUTCOMES

Mesquite is a rural city situated in the Virgin River Valley located in Clark County which is the southernmost county in Nevada. Mesquite is part of Clark County, which includes Las Vegas and is located 80 miles southwest of Mesquite. The city is located within northeastern corner of the County, and the eastern border is the Arizona State Line. The city is in the Virgin River Valley adjacent to the Virgin Mountains in the northeastern part of the Mojave Desert.

Since incorporation in 1984 as a City, Mesquite has experienced rapid growth, at one time being named “The fastest growing city in America” according to U.S. Census data 2010. With this growth has come an increase of businesses and services not previously enjoyed by residents of the area. The construction of a new hospital in addition to medical and dental clinics has introduced new levels of care that was only previously possible by traveling outside the valley. The construction of a new high school, middle school, and elementary school reflect the increase of young families in the population and the need for additional recreational opportunities. Newly constructed housing developments have created beautiful neighborhoods for residents of all ages.

Park enhancements are important to reiterate the City of Mesquite's commitment to maintaining a high quality of life in older low/moderate income neighborhoods, as well as enhance the safety and comfort during exceedingly hot weather, specifically with the installation of shade and bus shelters.

EXHIBIT J

CITY OF MESQUITE MESQUITE CITY-WIDE CAPITAL IMPROVEMENTS

(TRAIL SYSTEM SHADE STRUCTURES/ADA UPGRADES TO PUBLIC FACILITIES/BUS SHELTERS)

PROJECT DESCRIPTION

The City of Mesquite expects to receive approximately \$231,000 annually in CDBG funds for Fiscal Years 2020-2024 for a total of \$1,154,985.00. Mesquite proposes to use its funds to provide city-wide capital improvements within CDBG eligible service areas; to include the following projects:

ADA Upgrades to Public Facilities Estimated Cost - \$35,000

This activity proposes to remove and/or replace existing ADA equipment, ensuring compliance with applicable regulations and enhancing accessibility. Locations for ADA upgrades has not yet been determined but remain within eligible CDBG identified areas.

Trail System Shade Structures Estimated Cost - \$75,000

This activity proposes the installation of shade structures along the portions of the City's trail system that are located within CDBG eligible identified areas.

Bus Shelters (Alternative Project) Estimated Cost - \$250,000

This project proposes to install bus shelters along local transit routes located within CDBG eligible identified areas. The bus shelters are intended to enhance user safety.

PROJECT READINESS TO PROCEED

The Mesquite city council approved its project list for its next Five Year Capital Improvement Plan on March 10, 2020, at the regular city council meeting for Fiscal Years 2020 to 2024. The projects are in the conceptual stages and have yet to undergo the design and environmental review process.

PROJECT BUDGET

It is anticipated that the City of Mesquite will receive \$231,000 annually in CDBG funds for Fiscal Years 2020-2024 for a total of \$1,154,985.00; of that \$110,000 will be used to fund the ADA Upgrades to Public Facilities and the Trail System Shade Structures (the total excludes the bus shelters which have been designated as an alternative project).

CDBG ELIGIBILITY ASSESSMENT

Sidewalk and street improvements are an eligible use of CDBG funds per the following citation.

Statutory Justification - Section 570.201 under Basic eligible activities states that:

“CDBG funds may be used for the following activities:

- C. Public Facilities and improvements. Acquisition, construction, reconstruction, rehabilitation or installation of public facilities and improvements...”

Comment – Sidewalk and street improvements within income eligible Census Tracts within Mesquite is an eligible activity under Section 570.201(c).

Section 570.208 under Criteria for National Objectives states:

“(1) Area Benefits Activities: (1) an activity, the benefits of which are available to all the residents in a particular area, which are at least 51 percent of the residents are low- and moderate- income persons. Such an area need not be coterminous with census tracts or other officially recognized boundaries but must the entire area served by the activity.

Comment – A CDBG funded capital facility must serve a majority of low- and moderate-income people if it is to be eligible under the ‘area benefit’ criteria. To determine whether an area meets the 51 percent test, it is necessary to first define its service area and percentage of families with income below 80 percent area median for proposed service area.

The assessment described below illustrates that this test is met for the proposed service area as 52 percent of households in the service area are considered low- and moderate-income.

Census Tract (Block Group)	Low-to-moderate Income Population	Total Population	Low to Moderate Percentage
Block Group 1, Census Tract 56.07	770	1065	72.3
Block Group 2, Census Tract 56.07	295	950	31.05
Block Group 3, Census Tract 56.07	1030	1575	65.4
Block Group 1, Census Tract 56.14	1050	1215	86.42
Block Group 1, Census Tract 59.04	665	2285	29.1
Block Group 1, Census Tract 59.05	1070	2415	44.31
Block Group 1, Census Tract 76	485	905	53.59
Area Totals	5365	10410	52%

Source: FY 2020 LMISD by Grantee - Summarized Block Group Data, 2010-2015 American Community Survey

Proposed Mesquite Capital Improvements locations (See Map 4).

PROJECT OUTCOMES

Mesquite is a rural city situated in the Virgin River Valley located in Clark County which is the southernmost county in Nevada. Mesquite is part of Clark County, which includes Las Vegas and is located 80 miles southwest of Mesquite. The city is located within northeastern corner of the County, and the eastern border is the Arizona State Line. The city is in the Virgin River Valley adjacent to the Virgin Mountains in the northeastern part of the Mojave Desert.

Since incorporation in 1984 as a City, Mesquite has experienced rapid growth, at one time being named “The fastest growing city in America” according to U.S. Census data 2010. With this growth has come an increase of businesses and services not previously enjoyed by residents of the area. The construction of a new hospital in addition to medical and dental clinics has introduced new levels of care that was only previously possible by traveling outside the valley. The construction of a new high school, middle school, and elementary school reflect the increase of young families in the population and the need for additional recreational opportunities. Newly constructed housing developments have created beautiful neighborhoods for residents of all ages.

City-wide capital improvements are important to reiterate the City of Mesquite’s commitment to maintaining a high quality of life in older low/moderate income neighborhoods, as well as enhance the safety and accessibility of City operated services and facilities.

EXHIBIT K

CITY OF MESQUITE MESQUITE RECREATION CENTER ENERGY EFFICIENCY UPGRADES

PROJECT DESCRIPTION

The City of Mesquite expects to receive approximately \$231,000 annually in CDBG funds for Fiscal Years 2020-2024 for a total of \$1,154,985.00. Mesquite proposes to utilize CDBG funds for improvements to the Mesquite Recreation Center located at 100

The recreation center is a primary location for activities throughout the City of Mesquite and has been identified as a critical site for services. Currently the Mesquite Recreation Center does not have an emergency generator. Proposed improvements include energy efficiency upgrades at the recreation center including the installation of an emergency generator; and all necessary supportive improvements to include; the installation of concrete slab, electrical system upgrades, etc.

PROJECT READINESS TO PROCEED

The Mesquite City Council approved its project list for its next Five Year Capital Improvement Plan on March 10, 2020, at the regular city council meeting for Fiscal Years 2020 to 2024.

PROJECT BUDGET

The City of Mesquite will budget the purchase of the power generator to utilize the available funds. It is anticipated \$231,000 annually in CDBG funds for Fiscal Years 2020-2024 for a total of \$1,154,985.00; of that \$170,000 will be used to fund this project.

CDBG ELIGIBILITY ASSESSMENT

The acquisition, construction, or rehabilitation of facilities that are principally designed to serve a neighborhood and that will be used for social services or for multiple purposes (including recreation) is an eligible use of CDBG funds per the following citation.

Statutory Justification - Section 570.201 under Basic eligible activities states that:

“CDBG funds may be used for the following activities:

- C. Public Facilities and improvements. Acquisition, construction, reconstruction, rehabilitation or installation of public facilities and improvements...”

Comment – Constructing or improving public facilities in Mesquite is an eligible activity under Section 570.201(c).

Statutory Justification - Section 570.201 under Basic eligible activities states that:

Section 570.208 under Criteria for National Objectives states:

“(1) Area Benefits Activities: (1) an activity, the benefits of which are available to all the residents in a particular area, which are at least 51 percent of the residents are low- and moderate- income persons. Such an area need not be coterminous with census tracts or other officially recognized boundaries but must the entire area served by the activity.

Comment – A CDBG funded capital facility must serve a majority of low- and moderate-income people if it is to be eligible under the ‘area benefit’ criteria. To determine whether an area meets the 51 percent test, it is necessary to first define its service area and percentage of families with income below 80 percent area median for proposed service area.

The assessment described below illustrates that this test is met for the identified service area for the Mesquite Recreation Center as 52 percent of households in the service area are considered low- and moderate- income.

Census Tract (Block Group)	Low-to-moderate Income Population	Total Population	Low to Moderate Percentage
Block Group 1, Census Tract 56.07	770	1065	72.3
Block Group 2, Census Tract 56.07	295	950	31.05
Block Group 3, Census Tract 56.07	1030	1575	65.4
Block Group 1, Census Tract 56.14	1050	1215	86.42
Block Group 1, Census Tract 59.04	665	2285	29.1
Block Group 1, Census Tract 59.05	1070	2415	44.31
Block Group 1, Census Tract 76	485	905	53.59
Area Totals	5365	10410	52%

Source: FY 2020 LMISD by Grantee - Summarized Block Group Data, 2010-2015 American Community Survey

Proposed Mesquite Recreation Center Location (See Map 23).

PROJECT OUTCOMES

Over the past decade, the City of Mesquite has boomed as one of the “gateway” state border communities along U.S. Interstate 15 leading toward Las Vegas. As part of the central urban core of the City of Mesquite, Census Tract 76 has seen a change from rural agricultural land in the 1990s to the development of multi-family housing units and single-family homes, representing a significant urbanization trend in response to the community’s tremendous population growth over the past 20 years.

To meet the growing needs of the community, important ancillary services need to be maintained and accessible to the public. The City of Mesquite seeks to provide expanded opportunities for leisure and recreation.

**APPENDIX A
AREA BENEFIT CALCULATION
EXPANSION OF NEVADA HEALTH CENTERS' MARTIN LUTHER KING HEALTH
CENTER**

Block Group (Census Tracts)	Low-to-Moderate Income Population	Total Population	Percent Low-to-Moderate Income
Block Group 1, Census Tract 1.01, Clark County, Nevada	915	1705	53.67
Block Group 2, Census Tract 1.01, Clark County, Nevada	605	1680	36.01
Block Group 3, Census Tract 1.01, Clark County, Nevada	220	695	31.65
Block Group 4, Census Tract 1.01, Clark County, Nevada	760	1710	44.44
Block Group 5, Census Tract 1.01, Clark County, Nevada	500	910	54.95
Block Group 1, Census Tract 1.03, Clark County, Nevada	300	815	36.81
Block Group 2, Census Tract 1.03, Clark County, Nevada	595	1010	58.91
Block Group 3, Census Tract 1.03, Clark County, Nevada	2060	2660	77.44
Block Group 4, Census Tract 1.03, Clark County, Nevada	615	1190	51.68
Block Group 1, Census Tract 1.05, Clark County, Nevada	405	1115	36.32
Block Group 2, Census Tract 1.05, Clark County, Nevada	915	1780	51.4
Block Group 3, Census Tract 1.05, Clark County, Nevada	545	1145	47.6
Block Group 1, Census Tract 1.06, Clark County, Nevada	835	1175	71.06
Block Group 2, Census Tract 1.06, Clark County, Nevada	1300	1925	67.53
Block Group 3, Census Tract 1.06, Clark County, Nevada	950	1270	74.8
Block Group 1, Census Tract 1.07, Clark County, Nevada	360	1560	23.08
Block Group 2, Census Tract 1.07, Clark County, Nevada	1100	2105	52.26
Block Group 1, Census Tract 1.08, Clark County, Nevada	955	1360	70.22
Block Group 2, Census Tract 1.08, Clark County, Nevada	1620	2560	63.28
Block Group 1, Census Tract 1.09, Clark County, Nevada	800	1525	52.46
Block Group 2, Census Tract 1.09, Clark County, Nevada	375	725	51.72
Block Group 3, Census Tract 1.09, Clark County, Nevada	470	1535	30.62
Block Group 1, Census Tract 2.01, Clark County, Nevada	1820	2845	63.97
Block Group 2, Census Tract 2.01, Clark County, Nevada	620	765	81.05
Block Group 3, Census Tract 2.01, Clark County, Nevada	265	745	35.57

Block Group 1, Census Tract 2.03, Clark County, Nevada	745	1270	58.66
Block Group 2, Census Tract 2.03, Clark County, Nevada	205	770	26.62
Block Group 3, Census Tract 2.03, Clark County, Nevada	770	955	80.63
Block Group 4, Census Tract 2.03, Clark County, Nevada	830	1065	77.93
Block Group 1, Census Tract 2.04, Clark County, Nevada	100	405	24.69
Block Group 2, Census Tract 2.04, Clark County, Nevada	235	560	41.96
Block Group 1, Census Tract 3.01, Clark County, Nevada	1065	1590	66.98
Block Group 2, Census Tract 3.01, Clark County, Nevada	135	140	96.43
Block Group 3, Census Tract 3.01, Clark County, Nevada	410	480	85.42
Block Group 1, Census Tract 3.02, Clark County, Nevada	555	825	67.27
Block Group 2, Census Tract 3.02, Clark County, Nevada	1425	1535	92.83
Block Group 3, Census Tract 3.02, Clark County, Nevada	300	445	67.42
Block Group 4, Census Tract 3.02, Clark County, Nevada	875	1100	79.55
Block Group 5, Census Tract 3.02, Clark County, Nevada	795	915	86.89
Block Group 1, Census Tract 4.01, Clark County, Nevada	480	570	84.21
Block Group 2, Census Tract 4.01, Clark County, Nevada	420	575	73.04
Block Group 1, Census Tract 4.02, Clark County, Nevada	1115	1245	89.56
Block Group 2, Census Tract 4.02, Clark County, Nevada	340	635	53.54
Block Group 3, Census Tract 4.02, Clark County, Nevada	720	1025	70.24
Block Group 1, Census Tract 4.03, Clark County, Nevada	755	915	82.51
Block Group 2, Census Tract 4.03, Clark County, Nevada	770	800	96.25
Block Group 3, Census Tract 4.03, Clark County, Nevada	465	605	76.86
Block Group 1, Census Tract 5.10, Clark County, Nevada	305	510	59.8
Block Group 2, Census Tract 5.10, Clark County, Nevada	875	1655	52.87
Block Group 3, Census Tract 5.10, Clark County, Nevada	660	1195	55.23
Block Group 4, Census Tract 5.10, Clark County, Nevada	680	1095	62.1
Block Group 4, Census Tract 5.14, Clark County, Nevada	320	445	71.91
Block Group 4, Census Tract 5.16, Clark County, Nevada	675	1265	53.36
Block Group 1, Census Tract 5.18, Clark County, Nevada	385	505	76.24
Block Group 2, Census Tract 5.18, Clark County, Nevada	785	985	79.7

Block Group 1, Census Tract 5.20, Clark County, Nevada	560	915	61.2
Block Group 2, Census Tract 5.20, Clark County, Nevada	1010	1260	80.16
Block Group 1, Census Tract 5.21, Clark County, Nevada	415	500	83
Block Group 2, Census Tract 5.21, Clark County, Nevada	1140	1305	87.36
Block Group 3, Census Tract 5.21, Clark County, Nevada	775	805	96.27
Block Group 4, Census Tract 5.21, Clark County, Nevada	560	835	67.07
Block Group 1, Census Tract 5.22, Clark County, Nevada	455	490	92.86
Block Group 2, Census Tract 5.22, Clark County, Nevada	935	1225	76.33
Block Group 3, Census Tract 5.22, Clark County, Nevada	725	915	79.23
Block Group 1, Census Tract 5.23, Clark County, Nevada	1395	1475	94.58
Block Group 2, Census Tract 5.23, Clark County, Nevada	625	820	76.22
Block Group 1, Census Tract 5.24, Clark County, Nevada	255	595	42.86
Block Group 2, Census Tract 5.24, Clark County, Nevada	260	260	100
Block Group 3, Census Tract 5.24, Clark County, Nevada	800	920	86.96
Block Group 1, Census Tract 5.25, Clark County, Nevada	585	825	70.91
Block Group 2, Census Tract 5.25, Clark County, Nevada	445	975	45.64
Block Group 3, Census Tract 5.25, Clark County, Nevada	475	800	59.38
Block Group 1, Census Tract 5.26, Clark County, Nevada	980	1525	64.26
Block Group 2, Census Tract 5.26, Clark County, Nevada	925	1480	62.5
Block Group 1, Census Tract 6, Clark County, Nevada	1020	1220	83.61
Block Group 2, Census Tract 6, Clark County, Nevada	900	1195	75.31
Block Group 1, Census Tract 7, Clark County, Nevada	0	0	0
Block Group 2, Census Tract 7, Clark County, Nevada	0	0	0
Block Group 3, Census Tract 7, Clark County, Nevada	390	670	58.21
Block Group 4, Census Tract 7, Clark County, Nevada	420	545	77.06
Block Group 1, Census Tract 8, Clark County, Nevada	970	1215	79.84
Block Group 2, Census Tract 8, Clark County, Nevada	595	720	82.64
Block Group 1, Census Tract 9, Clark County, Nevada	550	1100	50
Block Group 1, Census Tract 10.03, Clark County, Nevada	490	1135	43.17
Block Group 2, Census Tract 10.03, Clark County, Nevada	715	1985	36.02

Block Group 3, Census Tract 10.03, Clark County, Nevada	650	940	69.15
Block Group 1, Census Tract 10.04, Clark County, Nevada	755	1840	41.03
Block Group 2, Census Tract 10.04, Clark County, Nevada	1045	1370	76.28
Block Group 3, Census Tract 10.04, Clark County, Nevada	305	520	58.65
Block Group 4, Census Tract 10.04, Clark County, Nevada	905	1525	59.34
Block Group 5, Census Tract 10.04, Clark County, Nevada	555	1135	48.9
Block Group 6, Census Tract 10.04, Clark County, Nevada	15	630	2.38
Block Group 1, Census Tract 10.05, Clark County, Nevada	135	915	14.75
Block Group 2, Census Tract 10.05, Clark County, Nevada	70	630	11.11
Block Group 1, Census Tract 10.06, Clark County, Nevada	65	555	11.71
Block Group 2, Census Tract 10.06, Clark County, Nevada	520	1540	33.77
Block Group 3, Census Tract 10.06, Clark County, Nevada	1060	1975	53.67
Block Group 1, Census Tract 11, Clark County, Nevada	145	155	93.55
Block Group 2, Census Tract 11, Clark County, Nevada	690	855	80.7
Block Group 3, Census Tract 11, Clark County, Nevada	970	1210	80.17
Block Group 1, Census Tract 12, Clark County, Nevada	345	585	58.97
Block Group 2, Census Tract 12, Clark County, Nevada	550	1295	42.47
Block Group 3, Census Tract 12, Clark County, Nevada	1405	1920	73.18
Block Group 1, Census Tract 13, Clark County, Nevada	110	330	33.33
Block Group 2, Census Tract 13, Clark County, Nevada	770	1265	60.87
Block Group 3, Census Tract 13, Clark County, Nevada	1340	2155	62.18
Block Group 4, Census Tract 13, Clark County, Nevada	410	905	45.3
Block Group 5, Census Tract 13, Clark County, Nevada	415	685	60.58
Block Group 1, Census Tract 14.01, Clark County, Nevada	735	1215	60.49
Block Group 2, Census Tract 14.01, Clark County, Nevada	1185	1665	71.17
Block Group 1, Census Tract 14.02, Clark County, Nevada	920	1145	80.35
Block Group 2, Census Tract 14.02, Clark County, Nevada	520	1440	36.11
Block Group 3, Census Tract 14.02, Clark County, Nevada	390	670	58.21
Block Group 4, Census Tract 14.02, Clark County, Nevada	590	875	67.43
Block Group 1, Census Tract 15.01, Clark County, Nevada	820	1230	66.67

Block Group 2, Census Tract 15.01, Clark County, Nevada	340	585	58.12
Block Group 3, Census Tract 15.01, Clark County, Nevada	910	955	95.29
Block Group 1, Census Tract 15.02, Clark County, Nevada	730	1085	67.28
Block Group 2, Census Tract 15.02, Clark County, Nevada	1025	1130	90.71
Block Group 3, Census Tract 15.02, Clark County, Nevada	505	705	71.63
Block Group 4, Census Tract 15.02, Clark County, Nevada	790	835	94.61
Block Group 2, Census Tract 16.08, Clark County, Nevada	310	455	68.13
Block Group 1, Census Tract 18.01, Clark County, Nevada	825	1510	54.64
Block Group 1, Census Tract 18.04, Clark County, Nevada	960	1155	83.12
Block Group 3, Census Tract 18.04, Clark County, Nevada	910	1095	83.11
Block Group 1, Census Tract 19.01, Clark County, Nevada	1620	2560	63.28
Block Group 2, Census Tract 19.01, Clark County, Nevada	355	565	62.83
Block Group 3, Census Tract 19.01, Clark County, Nevada	1145	1550	73.87
Block Group 1, Census Tract 20, Clark County, Nevada	965	1700	56.76
Block Group 2, Census Tract 20, Clark County, Nevada	260	1660	15.66
Block Group 3, Census Tract 20, Clark County, Nevada	490	760	64.47
Block Group 1, Census Tract 22.01, Clark County, Nevada	1265	1490	84.9
Block Group 2, Census Tract 22.01, Clark County, Nevada	655	995	65.83
Block Group 3, Census Tract 22.01, Clark County, Nevada	1240	1725	71.88
Block Group 1, Census Tract 22.03, Clark County, Nevada	725	1480	48.99
Block Group 2, Census Tract 22.03, Clark County, Nevada	595	985	60.41
Block Group 3, Census Tract 22.03, Clark County, Nevada	2410	2855	84.41
Block Group 1, Census Tract 23.02, Clark County, Nevada	290	905	32.04
Block Group 1, Census Tract 29.05, Clark County, Nevada	1200	1545	77.67
Block Group 2, Census Tract 29.05, Clark County, Nevada	205	990	20.71
Block Group 3, Census Tract 29.05, Clark County, Nevada	665	735	90.48
Block Group 4, Census Tract 29.05, Clark County, Nevada	390	1175	33.19
Block Group 1, Census Tract 29.15, Clark County, Nevada	895	1825	49.04
Block Group 2, Census Tract 29.15, Clark County, Nevada	400	835	47.9
Block Group 3, Census Tract 29.15, Clark County, Nevada	185	1390	13.31

Block Group 4, Census Tract 29.15, Clark County, Nevada	215	720	29.86
Block Group 1, Census Tract 29.16, Clark County, Nevada	960	1685	56.97
Block Group 2, Census Tract 29.16, Clark County, Nevada	190	1050	18.1
Block Group 1, Census Tract 29.37, Clark County, Nevada	1925	2775	69.37
Block Group 1, Census Tract 29.38, Clark County, Nevada	605	1440	42.01
Block Group 1, Census Tract 29.39, Clark County, Nevada	95	735	12.93
Block Group 2, Census Tract 29.39, Clark County, Nevada	90	985	9.14
Block Group 1, Census Tract 29.47, Clark County, Nevada	310	925	33.51
Block Group 3, Census Tract 29.51, Clark County, Nevada	905	1885	48.01
Block Group 1, Census Tract 30.01, Clark County, Nevada	200	705	28.37
Block Group 2, Census Tract 30.01, Clark County, Nevada	585	1180	49.58
Block Group 3, Census Tract 30.01, Clark County, Nevada	615	1475	41.69
Block Group 4, Census Tract 30.01, Clark County, Nevada	325	640	50.78
Block Group 1, Census Tract 30.03, Clark County, Nevada	775	1935	40.05
Block Group 2, Census Tract 30.03, Clark County, Nevada	585	1555	37.62
Block Group 3, Census Tract 30.03, Clark County, Nevada	985	2020	48.76
Block Group 1, Census Tract 30.04, Clark County, Nevada	905	1380	65.58
Block Group 2, Census Tract 30.04, Clark County, Nevada	470	885	53.11
Block Group 1, Census Tract 30.05, Clark County, Nevada	285	790	36.08
Block Group 2, Census Tract 30.05, Clark County, Nevada	140	1070	13.08
Block Group 3, Census Tract 30.05, Clark County, Nevada	435	845	51.48
Block Group 4, Census Tract 30.05, Clark County, Nevada	280	730	38.36
Block Group 1, Census Tract 30.06, Clark County, Nevada	205	740	27.7
Block Group 2, Census Tract 30.06, Clark County, Nevada	830	1605	51.71
Block Group 3, Census Tract 30.06, Clark County, Nevada	895	1525	58.69
Block Group 1, Census Tract 31.02, Clark County, Nevada	785	1185	66.24
Block Group 2, Census Tract 31.02, Clark County, Nevada	1015	1665	60.96
Block Group 3, Census Tract 31.02, Clark County, Nevada	435	910	47.8
Block Group 4, Census Tract 31.02, Clark County, Nevada	1095	1715	63.85
Block Group 1, Census Tract 31.03, Clark County, Nevada	1005	1575	63.81

Block Group 2, Census Tract 31.03, Clark County, Nevada	975	1835	53.13
Block Group 1, Census Tract 31.04, Clark County, Nevada	1540	2305	66.81
Block Group 2, Census Tract 31.04, Clark County, Nevada	1060	1615	65.63
Block Group 2, Census Tract 32.08, Clark County, Nevada	165	1395	11.83
Block Group 2, Census Tract 32.11, Clark County, Nevada	545	1430	38.11
Block Group 1, Census Tract 32.14, Clark County, Nevada	190	640	29.69
Block Group 2, Census Tract 32.14, Clark County, Nevada	370	935	39.57
Block Group 1, Census Tract 32.15, Clark County, Nevada	245	680	36.03
Block Group 2, Census Tract 32.15, Clark County, Nevada	340	1340	25.37
Block Group 3, Census Tract 32.15, Clark County, Nevada	335	1230	27.24
Block Group 4, Census Tract 32.15, Clark County, Nevada	625	1190	52.52
Block Group 2, Census Tract 32.18, Clark County, Nevada	185	1735	10.66
Block Group 1, Census Tract 32.19, Clark County, Nevada	420	1705	24.63
Block Group 2, Census Tract 32.19, Clark County, Nevada	435	1300	33.46
Block Group 3, Census Tract 32.19, Clark County, Nevada	400	1090	36.7
Block Group 4, Census Tract 32.19, Clark County, Nevada	775	2055	37.71
Block Group 1, Census Tract 32.20, Clark County, Nevada	370	1145	32.31
Block Group 2, Census Tract 32.20, Clark County, Nevada	910	1685	54.01
Block Group 3, Census Tract 32.20, Clark County, Nevada	935	1355	69
Block Group 4, Census Tract 32.20, Clark County, Nevada	530	970	54.64
Block Group 5, Census Tract 32.20, Clark County, Nevada	120	430	27.91
Block Group 6, Census Tract 32.20, Clark County, Nevada	380	910	41.76
Block Group 2, Census Tract 32.43, Clark County, Nevada	595	1760	33.81
Block Group 3, Census Tract 32.43, Clark County, Nevada	315	935	33.69
Block Group 2, Census Tract 32.44, Clark County, Nevada	535	1820	29.4
Block Group 1, Census Tract 32.45, Clark County, Nevada	540	1205	44.81
Block Group 2, Census Tract 32.45, Clark County, Nevada	380	1780	21.35
Block Group 3, Census Tract 32.45, Clark County, Nevada	560	1825	30.68
Block Group 1, Census Tract 32.46, Clark County, Nevada	130	770	16.88
Block Group 2, Census Tract 32.46, Clark County, Nevada	355	1970	18.02

Block Group 3, Census Tract 32.46, Clark County, Nevada	360	1310	27.48
Block Group 1, Census Tract 32.47, Clark County, Nevada	285	765	37.25
Block Group 2, Census Tract 32.47, Clark County, Nevada	220	1020	21.57
Block Group 3, Census Tract 32.47, Clark County, Nevada	840	2135	39.34
Block Group 1, Census Tract 32.48, Clark County, Nevada	135	855	15.79
Block Group 2, Census Tract 32.48, Clark County, Nevada	695	1205	57.68
Block Group 3, Census Tract 32.48, Clark County, Nevada	340	1430	23.78
Block Group 1, Census Tract 32.53, Clark County, Nevada	470	1520	30.92
Block Group 2, Census Tract 32.53, Clark County, Nevada	535	1675	31.94
Block Group 3, Census Tract 32.53, Clark County, Nevada	385	725	53.1
Block Group 1, Census Tract 32.54, Clark County, Nevada	925	2465	37.53
Block Group 2, Census Tract 32.54, Clark County, Nevada	735	1410	52.13
Block Group 1, Census Tract 32.60, Clark County, Nevada	970	2030	47.78
Block Group 2, Census Tract 32.60, Clark County, Nevada	450	880	51.14
Block Group 3, Census Tract 32.60, Clark County, Nevada	310	620	50
Block Group 1, Census Tract 32.61, Clark County, Nevada	510	1215	41.98
Block Group 2, Census Tract 32.61, Clark County, Nevada	535	1380	38.77
Block Group 1, Census Tract 34.08, Clark County, Nevada	995	2610	38.12
Block Group 2, Census Tract 34.09, Clark County, Nevada	1015	2265	44.81
Block Group 3, Census Tract 34.09, Clark County, Nevada	1055	1465	72.01
Block Group 1, Census Tract 34.11, Clark County, Nevada	1205	2315	52.05
Block Group 2, Census Tract 34.11, Clark County, Nevada	665	1390	47.84
Block Group 1, Census Tract 34.12, Clark County, Nevada	480	1140	42.11
Block Group 2, Census Tract 34.12, Clark County, Nevada	495	1990	24.87
Block Group 3, Census Tract 34.12, Clark County, Nevada	540	1180	45.76
Block Group 1, Census Tract 34.13, Clark County, Nevada	1300	1765	73.65
Block Group 2, Census Tract 34.13, Clark County, Nevada	1020	2120	48.11
Block Group 3, Census Tract 34.13, Clark County, Nevada	330	1060	31.13
Block Group 1, Census Tract 34.14, Clark County, Nevada	220	1290	17.05
Block Group 2, Census Tract 34.14, Clark County, Nevada	190	810	23.46

Block Group 1, Census Tract 34.15, Clark County, Nevada	1250	1385	90.25
Block Group 2, Census Tract 34.15, Clark County, Nevada	440	830	53.01
Block Group 3, Census Tract 34.15, Clark County, Nevada	705	1630	43.25
Block Group 4, Census Tract 34.15, Clark County, Nevada	1120	2075	53.98
Block Group 5, Census Tract 34.15, Clark County, Nevada	525	920	57.07
Block Group 1, Census Tract 34.16, Clark County, Nevada	155	860	18.02
Block Group 2, Census Tract 34.16, Clark County, Nevada	170	1180	14.41
Block Group 3, Census Tract 34.16, Clark County, Nevada	330	945	34.92
Block Group 1, Census Tract 34.18, Clark County, Nevada	765	1220	62.7
Block Group 2, Census Tract 34.18, Clark County, Nevada	1595	2365	67.44
Block Group 3, Census Tract 34.18, Clark County, Nevada	445	900	49.44
Block Group 1, Census Tract 34.19, Clark County, Nevada	215	355	60.56
Block Group 2, Census Tract 34.19, Clark County, Nevada	1495	2050	72.93
Block Group 3, Census Tract 34.19, Clark County, Nevada	705	1355	52.03
Block Group 4, Census Tract 34.19, Clark County, Nevada	1195	1475	81.02
Block Group 5, Census Tract 34.19, Clark County, Nevada	1795	1980	90.66
Block Group 1, Census Tract 34.20, Clark County, Nevada	1355	1805	75.07
Block Group 2, Census Tract 34.20, Clark County, Nevada	880	1385	63.54
Block Group 3, Census Tract 34.20, Clark County, Nevada	625	1685	37.09
Block Group 1, Census Tract 34.21, Clark County, Nevada	945	1330	71.05
Block Group 2, Census Tract 34.21, Clark County, Nevada	255	1035	24.64
Block Group 3, Census Tract 34.21, Clark County, Nevada	745	970	76.8
Block Group 1, Census Tract 34.22, Clark County, Nevada	380	1030	36.89
Block Group 2, Census Tract 34.22, Clark County, Nevada	995	1870	53.21
Block Group 3, Census Tract 34.22, Clark County, Nevada	795	895	88.83
Block Group 4, Census Tract 34.22, Clark County, Nevada	465	580	80.17
Block Group 5, Census Tract 34.22, Clark County, Nevada	520	750	69.33
Block Group 1, Census Tract 34.23, Clark County, Nevada	1830	1895	96.57
Block Group 2, Census Tract 34.23, Clark County, Nevada	370	1280	28.91
Block Group 3, Census Tract 34.23, Clark County, Nevada	550	1575	34.92

Block Group 4, Census Tract 34.23, Clark County, Nevada	700	1210	57.85
Block Group 5, Census Tract 34.23, Clark County, Nevada	385	475	81.05
Block Group 1, Census Tract 34.26, Clark County, Nevada	515	1330	38.72
Block Group 2, Census Tract 34.26, Clark County, Nevada	1290	2175	59.31
Block Group 1, Census Tract 34.27, Clark County, Nevada	810	1595	50.78
Block Group 2, Census Tract 34.27, Clark County, Nevada	1030	2040	50.49
Block Group 1, Census Tract 34.28, Clark County, Nevada	1265	2025	62.47
Block Group 1, Census Tract 34.29, Clark County, Nevada	725	1295	55.98
Block Group 2, Census Tract 34.29, Clark County, Nevada	1705	2305	73.97
Block Group 3, Census Tract 34.29, Clark County, Nevada	240	830	28.92
Block Group 4, Census Tract 34.29, Clark County, Nevada	250	1035	24.15
Block Group 1, Census Tract 34.30, Clark County, Nevada	830	1470	56.46
Block Group 2, Census Tract 34.30, Clark County, Nevada	685	1285	53.31
Block Group 1, Census Tract 34.31, Clark County, Nevada	470	785	59.87
Block Group 2, Census Tract 34.31, Clark County, Nevada	1340	1690	79.29
Block Group 3, Census Tract 34.31, Clark County, Nevada	780	805	96.89
Block Group 1, Census Tract 35, Clark County, Nevada	645	895	72.07
Block Group 2, Census Tract 35, Clark County, Nevada	1630	2145	75.99
Block Group 3, Census Tract 36.09, Clark County, Nevada	320	1225	26.12
Block Group 4, Census Tract 36.09, Clark County, Nevada	500	1620	30.86
Block Group 3, Census Tract 36.10, Clark County, Nevada	375	1130	33.19
Block Group 4, Census Tract 36.10, Clark County, Nevada	775	1560	49.68
Block Group 1, Census Tract 36.12, Clark County, Nevada	1270	2880	44.1
Block Group 2, Census Tract 36.12, Clark County, Nevada	930	2420	38.43
Block Group 3, Census Tract 36.12, Clark County, Nevada	1055	2100	50.24
Block Group 1, Census Tract 36.13, Clark County, Nevada	1130	2325	48.6
Block Group 2, Census Tract 36.13, Clark County, Nevada	785	2635	29.79
Block Group 3, Census Tract 36.13, Clark County, Nevada	1330	2770	48.01
Block Group 2, Census Tract 36.15, Clark County, Nevada	835	1205	69.29
Block Group 1, Census Tract 36.16, Clark County, Nevada	90	170	52.94

Block Group 2, Census Tract 36.16, Clark County, Nevada	370	530	69.81
Block Group 3, Census Tract 36.16, Clark County, Nevada	950	1540	61.69
Block Group 4, Census Tract 36.16, Clark County, Nevada	1560	2360	66.1
Block Group 1, Census Tract 36.17, Clark County, Nevada	745	1365	54.58
Block Group 1, Census Tract 36.26, Clark County, Nevada	970	2360	41.1
Block Group 2, Census Tract 36.40, Clark County, Nevada	515	1765	29.18
Block Group 2, Census Tract 36.41, Clark County, Nevada	1690	3845	43.95
Block Group 1, Census Tract 36.42, Clark County, Nevada	1730	4485	38.57
Block Group 1, Census Tract 36.43, Clark County, Nevada	1255	3100	40.48
Block Group 2, Census Tract 36.43, Clark County, Nevada	1075	2150	50
Block Group 1, Census Tract 36.44, Clark County, Nevada	1170	2110	55.45
Block Group 2, Census Tract 36.44, Clark County, Nevada	930	2345	39.66
Block Group 1, Census Tract 37, Clark County, Nevada	1075	1675	64.18
Block Group 2, Census Tract 37, Clark County, Nevada	720	1270	56.69
Block Group 1, Census Tract 38, Clark County, Nevada	880	1025	85.85
Block Group 2, Census Tract 38, Clark County, Nevada	425	515	82.52
Block Group 3, Census Tract 38, Clark County, Nevada	1105	1260	87.7
Block Group 4, Census Tract 38, Clark County, Nevada	0	0	0
Block Group 5, Census Tract 38, Clark County, Nevada	920	1025	89.76
Block Group 1, Census Tract 40, Clark County, Nevada	1010	1535	65.8
Block Group 2, Census Tract 40, Clark County, Nevada	1665	1915	86.95
Block Group 1, Census Tract 41, Clark County, Nevada	545	905	60.22
Block Group 2, Census Tract 41, Clark County, Nevada	1445	2015	71.71
Block Group 3, Census Tract 41, Clark County, Nevada	1290	1545	83.5
Block Group 4, Census Tract 41, Clark County, Nevada	905	1125	80.44
Block Group 1, Census Tract 42, Clark County, Nevada	655	925	70.81
Block Group 2, Census Tract 42, Clark County, Nevada	420	580	72.41
Block Group 3, Census Tract 42, Clark County, Nevada	555	865	64.16
Block Group 4, Census Tract 42, Clark County, Nevada	1035	1510	68.54
Block Group 5, Census Tract 42, Clark County, Nevada	700	760	92.11

Block Group 1, Census Tract 43.01, Clark County, Nevada	755	780	96.79
Block Group 2, Census Tract 43.01, Clark County, Nevada	585	770	75.97
Block Group 1, Census Tract 43.02, Clark County, Nevada	1385	1495	92.64
Block Group 2, Census Tract 43.02, Clark County, Nevada	565	850	66.47
Block Group 3, Census Tract 43.02, Clark County, Nevada	740	775	95.48
Block Group 4, Census Tract 43.02, Clark County, Nevada	200	200	100
Block Group 1, Census Tract 44.01, Clark County, Nevada	445	575	77.39
Block Group 2, Census Tract 44.01, Clark County, Nevada	705	1075	65.58
Block Group 3, Census Tract 44.01, Clark County, Nevada	815	995	81.91
Block Group 1, Census Tract 44.02, Clark County, Nevada	1410	1620	87.04
Block Group 2, Census Tract 44.02, Clark County, Nevada	955	1350	70.74
Block Group 3, Census Tract 44.02, Clark County, Nevada	755	915	82.51
Block Group 1, Census Tract 45, Clark County, Nevada	870	1235	70.45
Block Group 2, Census Tract 45, Clark County, Nevada	465	855	54.39
Block Group 3, Census Tract 45, Clark County, Nevada	945	1265	74.7
Block Group 4, Census Tract 45, Clark County, Nevada	655	1240	52.82
Block Group 1, Census Tract 46.01, Clark County, Nevada	2205	2655	83.05
Block Group 2, Census Tract 46.01, Clark County, Nevada	450	550	81.82
Block Group 3, Census Tract 46.01, Clark County, Nevada	425	1325	32.08
Block Group 1, Census Tract 46.02, Clark County, Nevada	305	530	57.55
Block Group 2, Census Tract 46.02, Clark County, Nevada	1640	2075	79.04
Block Group 1, Census Tract 58.05, Clark County, Nevada	180	800	22.5
Block Group 2, Census Tract 58.05, Clark County, Nevada	320	935	34.22
Block Group 3, Census Tract 58.05, Clark County, Nevada	430	1240	34.68
Block Group 1, Census Tract 58.09, Clark County, Nevada	930	1550	60
Area Totals	246485	447220	55%

Source: FY 2020 LMISD by Grantee - Summarized Block Group Data, 2010-2015 American Community Survey